

| REV | DESCRIPTION | DATE | APPROVED |
|-----|--|----------|----------|
| A | Initial schematic ready for layout - Alpha Release | 03/04/08 | RRP |

SCHEMATIC CONTENTS

SHEET01 - TITLE
SHEET02 - DM360 DDR2 INTERFACE
SHEET03 - DM360 EMIF/BOOT MODES/CFG MODES
SHEET04 - DM360 USB
SHEET05 - DM360 VIDEO PORT IN
SHEET06 - DM360 VIDEO PORT OUT
SHEET07 - DM360 ANALOG VIDEO OUT
SHEET08 - DM360 SD/MMC/MS IF
SHEET09 - DM360 I/O
SHEET10 - DM360 JTAG,CLKS,RESET

SHEET11 - DM360 ADC
SHEET12 - DM360 MIC/SPEAKER
SHEET13 - DM360 POWER PINS
SHEET14 - DM360 POWER CONTROL
SHEET15 - DM360 GROUND PINS
SHEET16 - DM360 DECOUPLING CAPS
SHEET17 - DDR2 MEMORY
SHEET18 - USB INTERFACE CONNECTOR
SHEET19 - JTAG CONNECTORS
SHEET20 - CPLD BANK A

SHEET21 - CPLD BANK B
SHEET22 - CPLD BANK C
SHEET23 - CPLD BANK D
SHEET24 - CLPD POWER
SHEET25 - HOST/EMIF DC INTERFACE
SHEET26 - NAND FLASH
SHEET27 - ONE NAND
SHEET28 - I2C/SPI EEPROM
SHEET29 - RS232 INTERFACE
SHEET30 - SD/MMC/MS IF

SHEET31 - SD.MMC IF 2
SHEET32 - VIDEO COMPONENT OUT
SHEET33 - VIDEO INPUT MULTIPLEXER
SHEET34 - VIDEO INPUT DC CONNECTORS
SHEET35 - TVP7002
SHEET36 - HD VIDEO IN CONNECTORS
SHEET37 - TVP5146 DECODER
SHEET38 - McBSP MUX
SHEET39 - AIC3101

SHEET40 - VIDEO OUTPUT DC CONNECTOR
SHEET41 - DILC HOST CONNECTOR
SHEET42 - ETHERNET MUX
SHEET43 - ETHERNET PHY
SHEET44 - MSP IR CONTROLLER
SHEET45 - SWITCHES
SHEET46 - LEDS
SHEET47 - POWER SUPPLY TPS65510
SHEET48 - POWER SUPPLY TPS65530
SHEET49 - POWER SUPPLY
SHEET50 - POWER IN

REVISION STATUS OF SHEETS

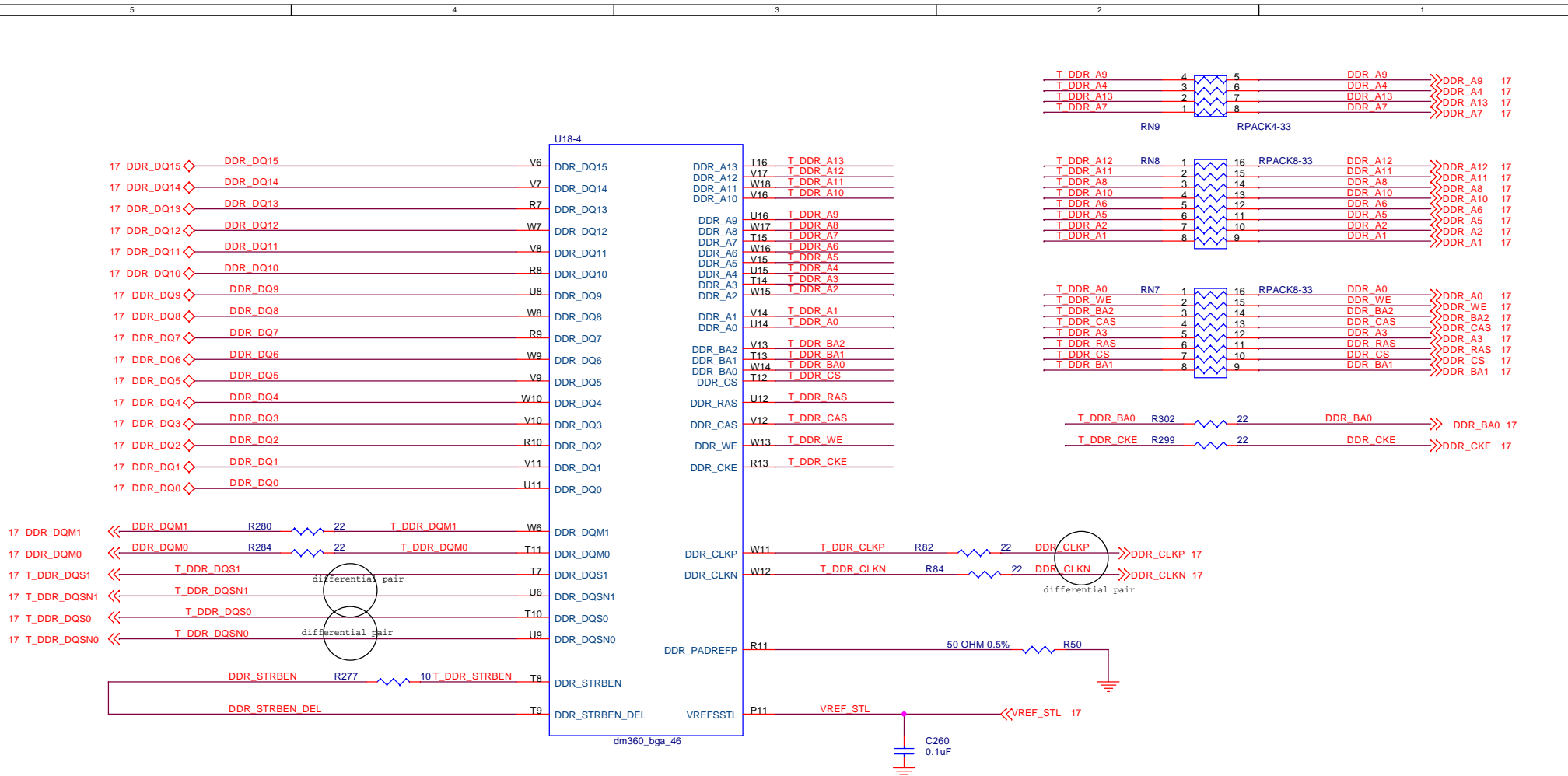
| REV | A | A | A | A | A | A | A | A | A | A | A |
|-------|----|----|----|----|----|----|----|----|----|----|---|
| SHEET | 41 | 42 | 43 | 44 | 45 | 46 | 47 | 48 | 49 | 50 | |
| REV | A | A | A | A | A | A | A | A | A | A | A |
| SHEET | 31 | 32 | 33 | 34 | 35 | 36 | 37 | 38 | 39 | 40 | |
| REV | A | A | A | A | A | A | A | A | A | A | A |
| SHEET | 21 | 22 | 23 | 24 | 25 | 26 | 27 | 28 | 29 | 30 | |
| REV | A | A | A | A | A | A | A | A | A | A | A |
| SHEET | 11 | 12 | 13 | 14 | 15 | 16 | 17 | 18 | 19 | 20 | |
| REV | A | A | A | A | A | A | A | A | A | A | A |
| SHEET | 1 | 2 | 3 | 4 | 5 | 6 | 7 | 8 | 9 | 10 | |

| DATE | DATE | DATE | DATE | DATE | DATE | DATE | DATE |
|----------|--------|------------|------|------|------|------|------|
| DWN | R.R.P. | 04/01/2007 | | | | | |
| CHK | T.W.K. | 04/01/2007 | | | | | |
| ENGR | R.R.P. | 04/01/2007 | | | | | |
| ENGR-MGR | R.R.P. | 04/01/2007 | | | | | |
| QA | C.M.D. | 04/01/2007 | | | | | |
| MFG | R.R.P. | 04/01/2007 | | | | | |
| RLSE | R.R.P. | 04/01/2007 | | | | | |

NEXT ASSY USED ON APPLICATION

SPECTRUM DIGITAL INCORPORATED

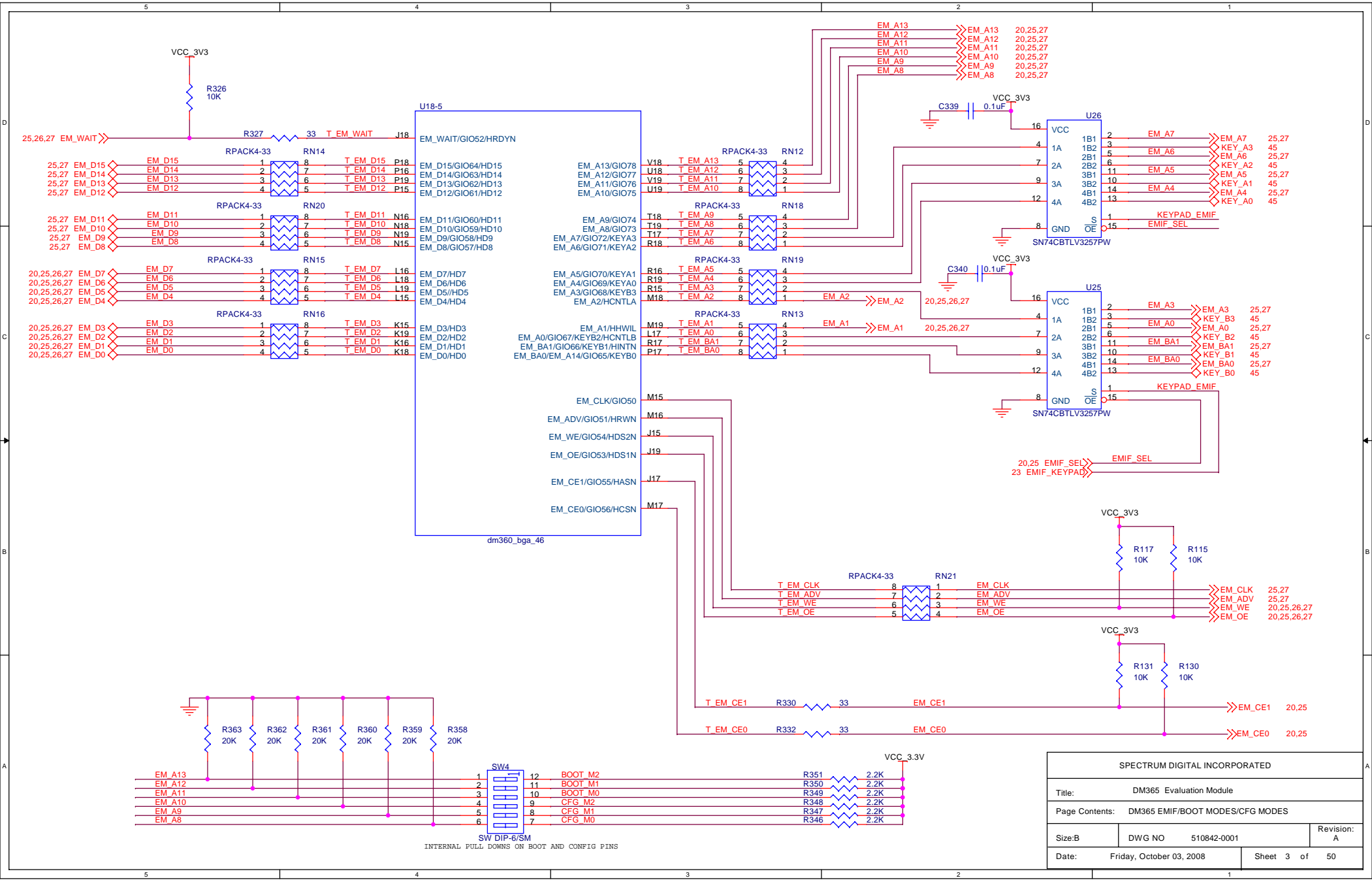
| | |
|--------------------------------|--------------------|
| Title: DM365 Evaluation Module | |
| Page Contents: TITLE SHEET | |
| Size: B | DWG NO 510842-0001 |
| Date: Friday, October 03, 2008 | Revision: A |
| Sheet 1 of 50 | |



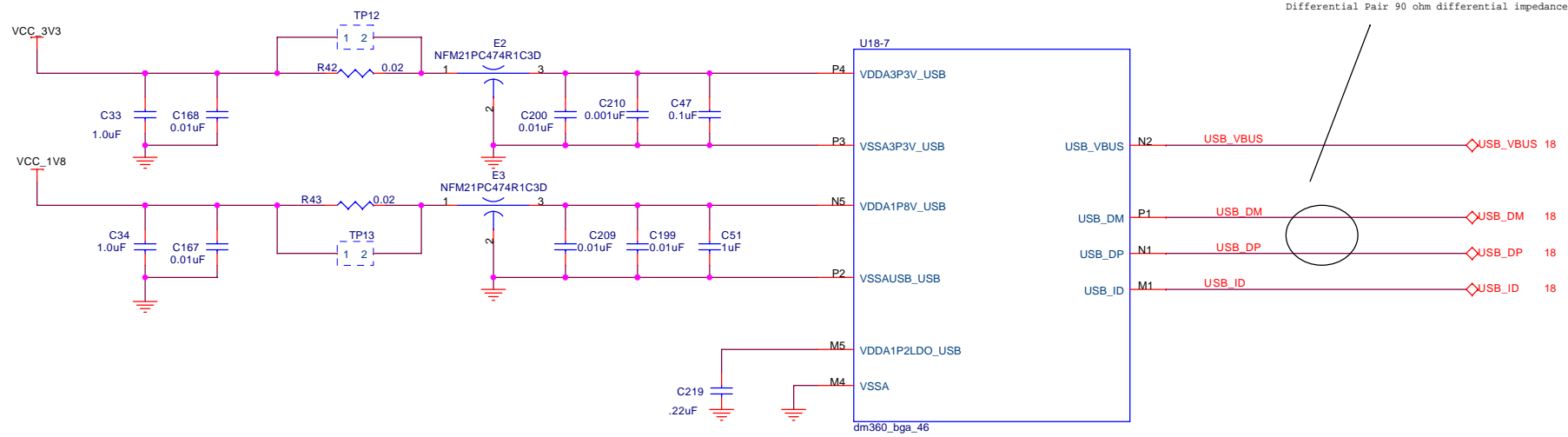
DDR_STRBEN is trace to DDR memory
for delay compensation

This net is equal to the DDR_CLKP (or DDR_CLKN)
plus
the length of DDR_DQXX Average Trace length

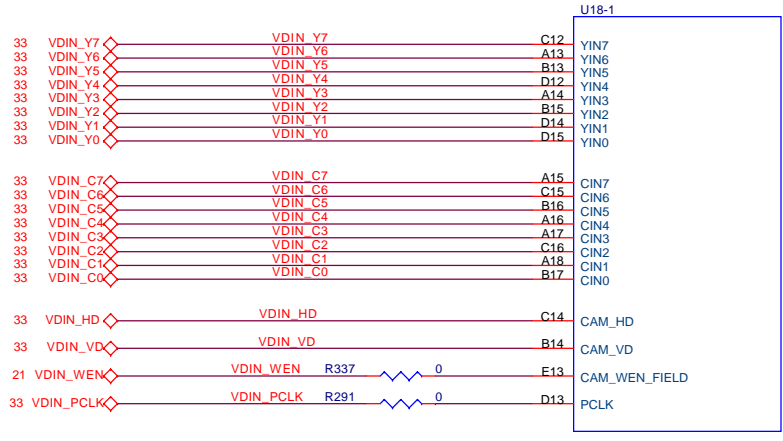
| | | | |
|------------------------------------|--------------------------|-------------|-------------|
| SPECTRUM DIGITAL INCORPORATED | | | |
| Title: DM365 Evaluation Module | | | |
| Page Contents: DM365 DDR INTERFACE | | | |
| Size: B | DWG NO | 510842-0001 | Revision: A |
| Date: | Friday, October 03, 2008 | Sheet 2 of | 50 |



| | | | |
|--|--------------------------|-------------|-------------|
| SPECTRUM DIGITAL INCORPORATED | | | |
| Title: DM365 Evaluation Module | | | |
| Page Contents: DM365 EMIF/BOOT MODES/CFG MODES | | | |
| Size: B | DWG NO | 510842-0001 | Revision: A |
| Date: | Friday, October 03, 2008 | Sheet 3 of | 50 |

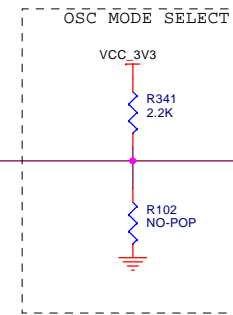
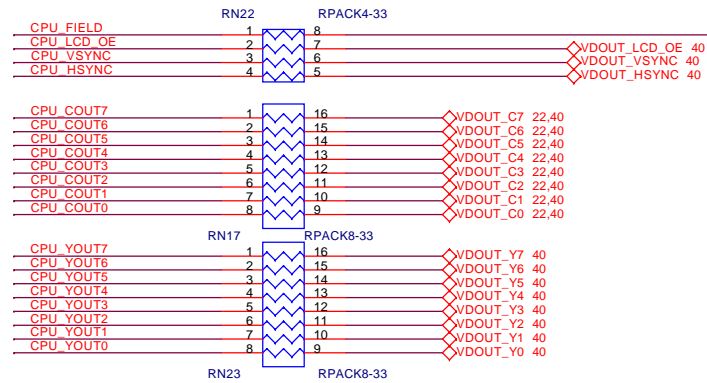
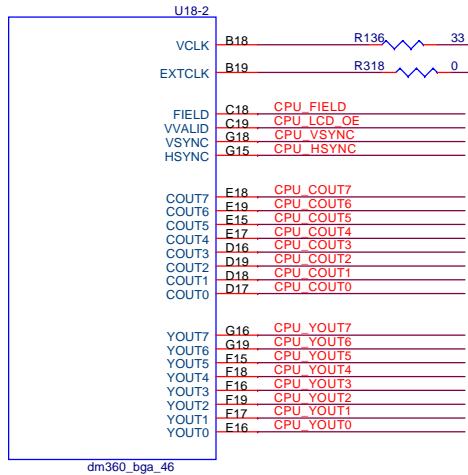


| | | | |
|--------------------------------|--------------------------|-------------|-------------|
| SPECTRUM DIGITAL INCORPORATED | | | |
| Title: DM365 Evaluation Module | | | |
| Page Contents: DM365 USB | | | |
| Size: B | DWG NO | 510842-0001 | Revision: A |
| Date: | Friday, October 03, 2008 | Sheet 4 | of 50 |

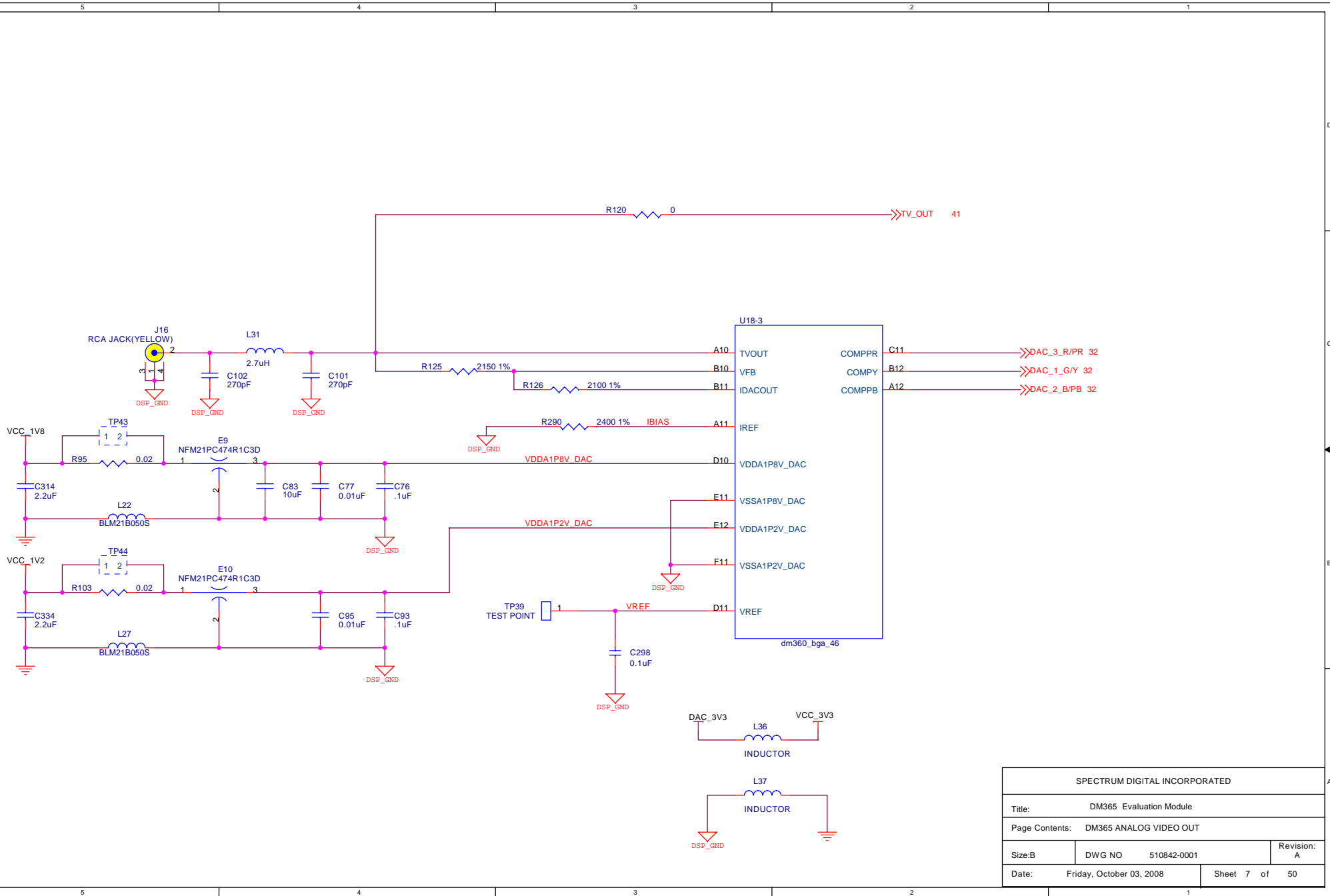


dm360_bga_46

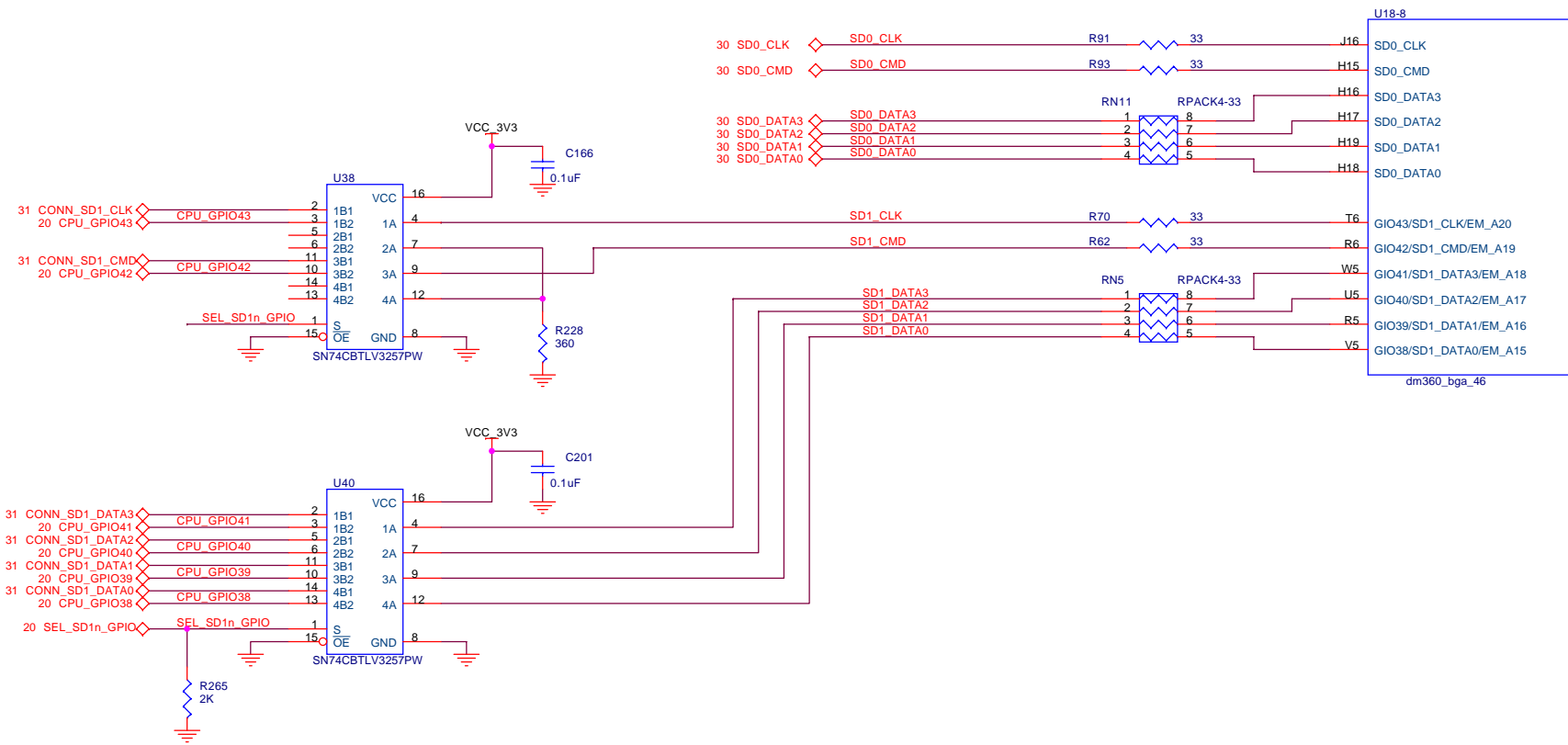
| | | | |
|--------------------------------|--------------------------|-------------|-------------|
| SPECTRUM DIGITAL INCORPORATED | | | |
| Title: DM365 Evaluation Module | | | |
| Page Contents: DM365 VIDEO IN | | | |
| Size: B | DWG NO | 510842-0001 | Revision: A |
| Date: | Friday, October 03, 2008 | Sheet 5 of | 50 |



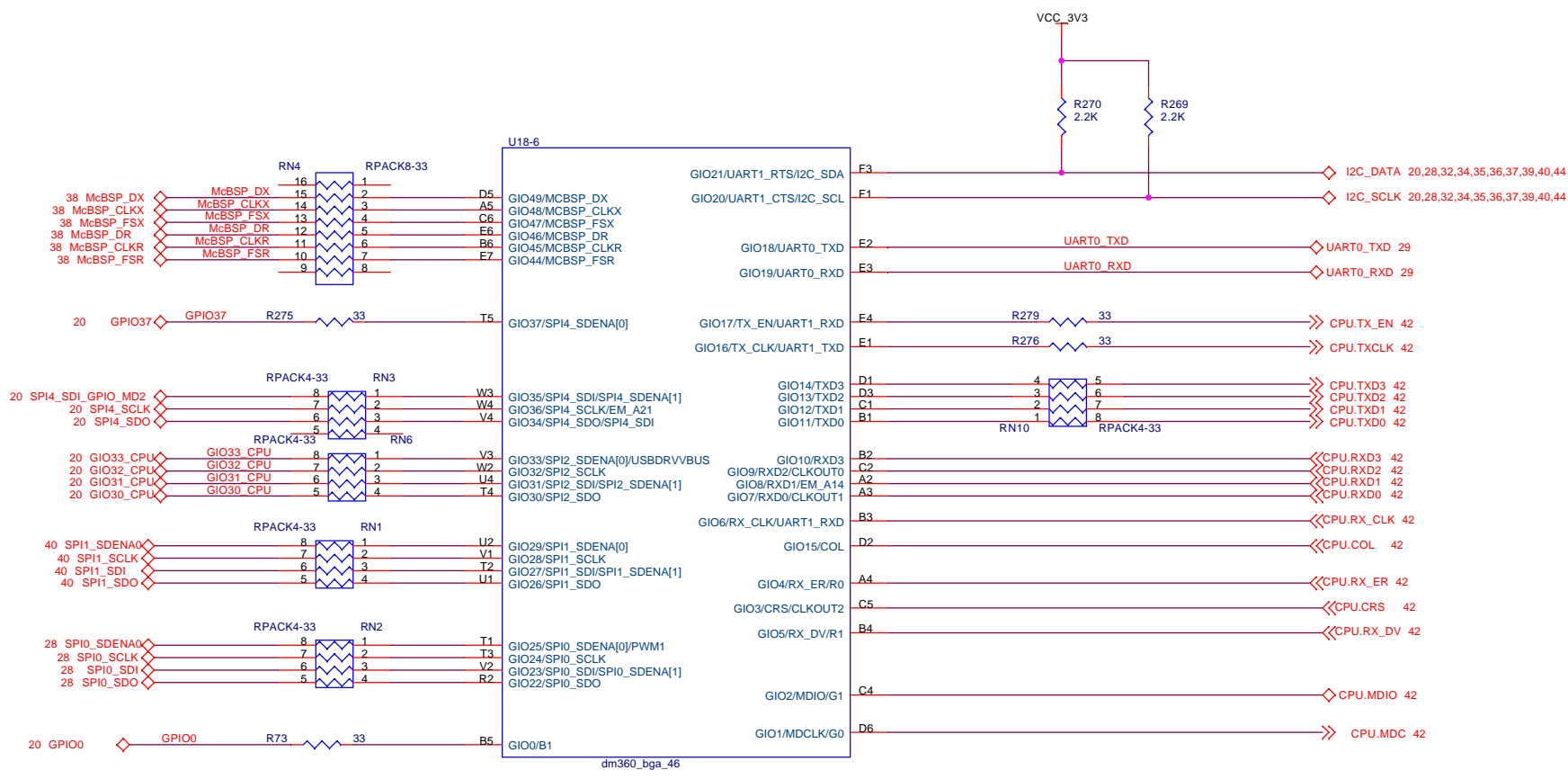
| | | | |
|-------------------------------------|--------------------------|-------------|-------------|
| SPECTRUM DIGITAL INCORPORATED | | | |
| Title: DM365 Evaluation Module | | | |
| Page Contents: DM365 VIDEO PORT OUT | | | |
| Size: B | DWG NO | 510842-0001 | Revision: A |
| Date: | Friday, October 03, 2008 | Sheet 6 of | 50 |



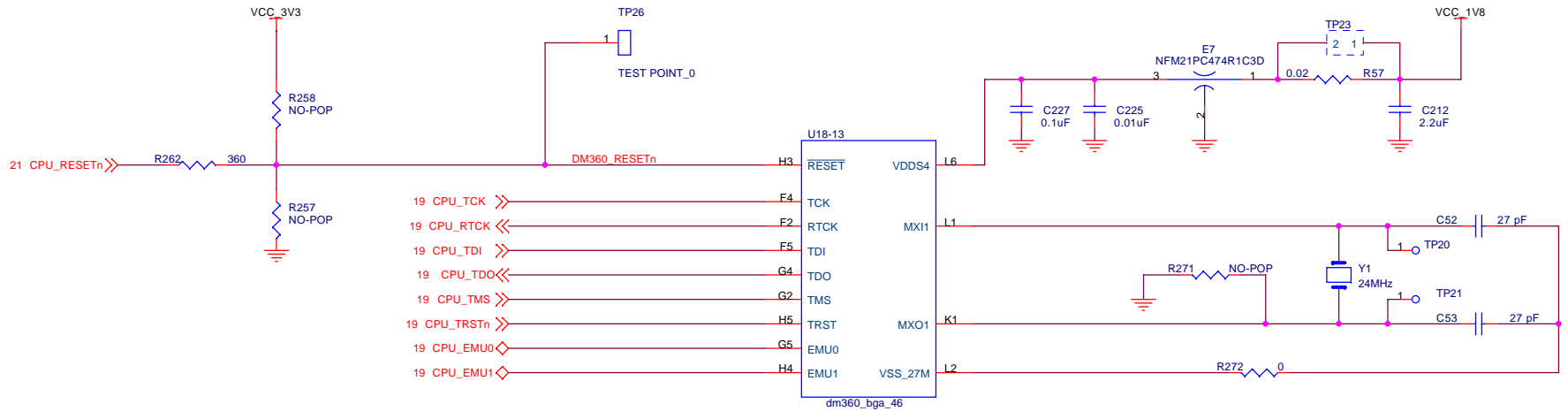
| | | | |
|---------------------------------------|--------------------------|-------------|-------------|
| SPECTRUM DIGITAL INCORPORATED | | | |
| Title: DM365 Evaluation Module | | | |
| Page Contents: DM365 ANALOG VIDEO OUT | | | |
| Size: B | DWG NO | 510842-0001 | Revision: A |
| Date: | Friday, October 03, 2008 | Sheet 7 of | 50 |



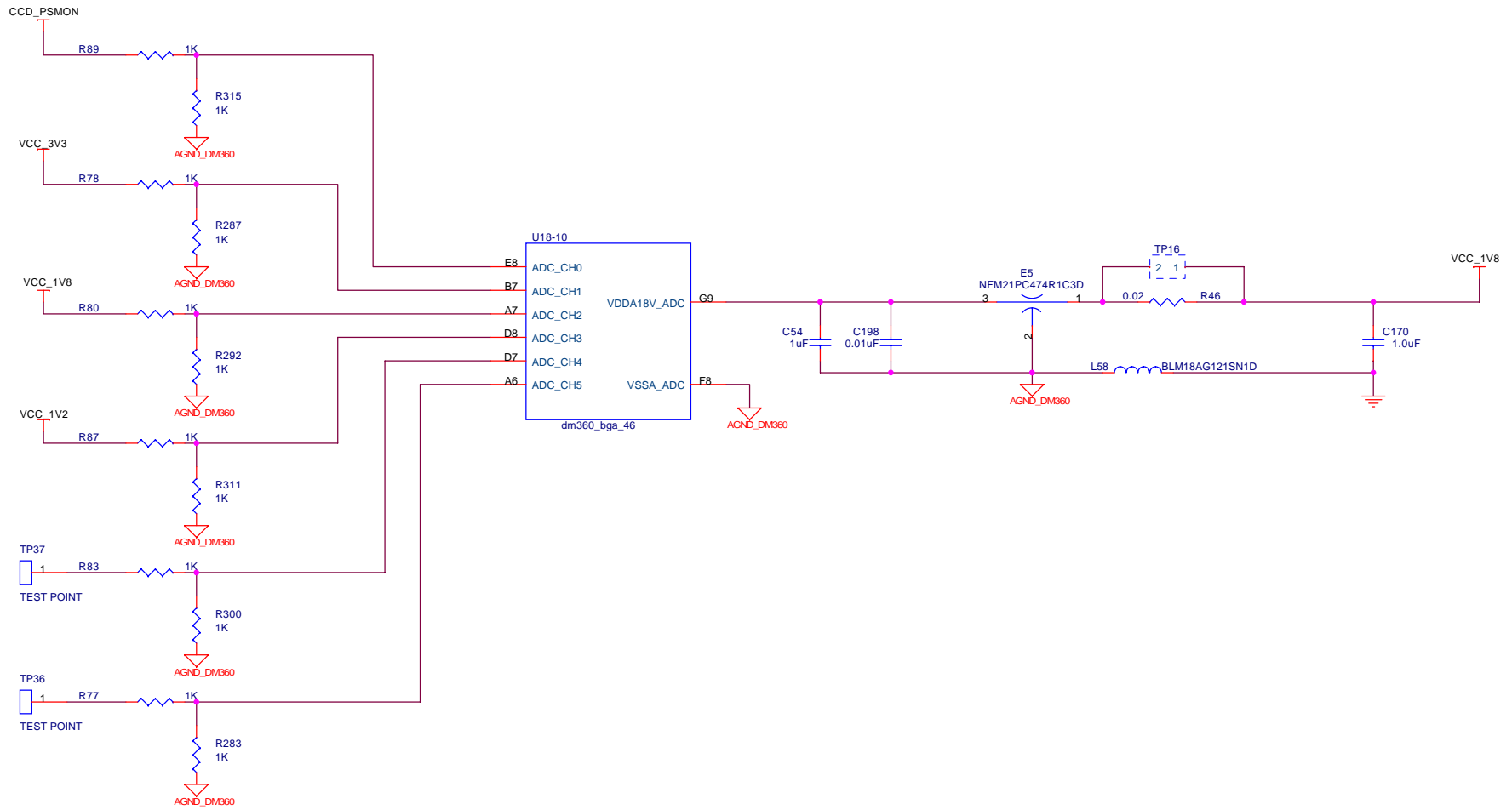
| | | | |
|--|--------------------------|-------------|-------------|
| SPECTRUM DIGITAL INCORPORATED | | | |
| Title: DM365 Evaluation Module | | | |
| Page Contents: DM365 SD/MMC/MS INTERFACE | | | |
| Size: B | DWG NO | 510842-0001 | Revision: A |
| Date: | Friday, October 03, 2008 | Sheet 8 of | 50 |



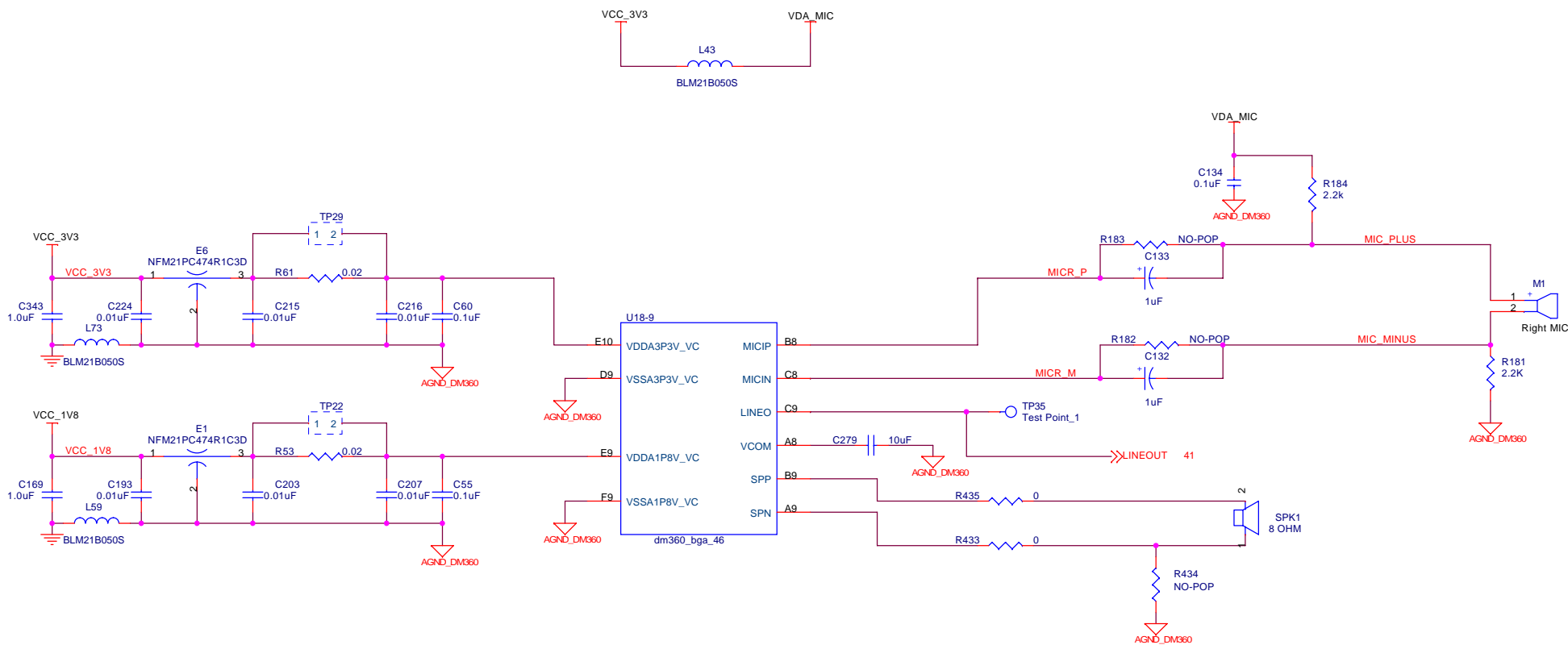
| | | | |
|--------------------------------|---------------------|-------------|--|
| SPECTRUM DIGITAL INCORPORATED | | | |
| Title: DM365 Evaluation Module | | | |
| Page Contents: DM365 I/O | | | |
| Size: B | DWG NO: 510842-0001 | Revision: A | |
| Date: Friday, October 03, 2008 | Sheet 9 of 50 | | |



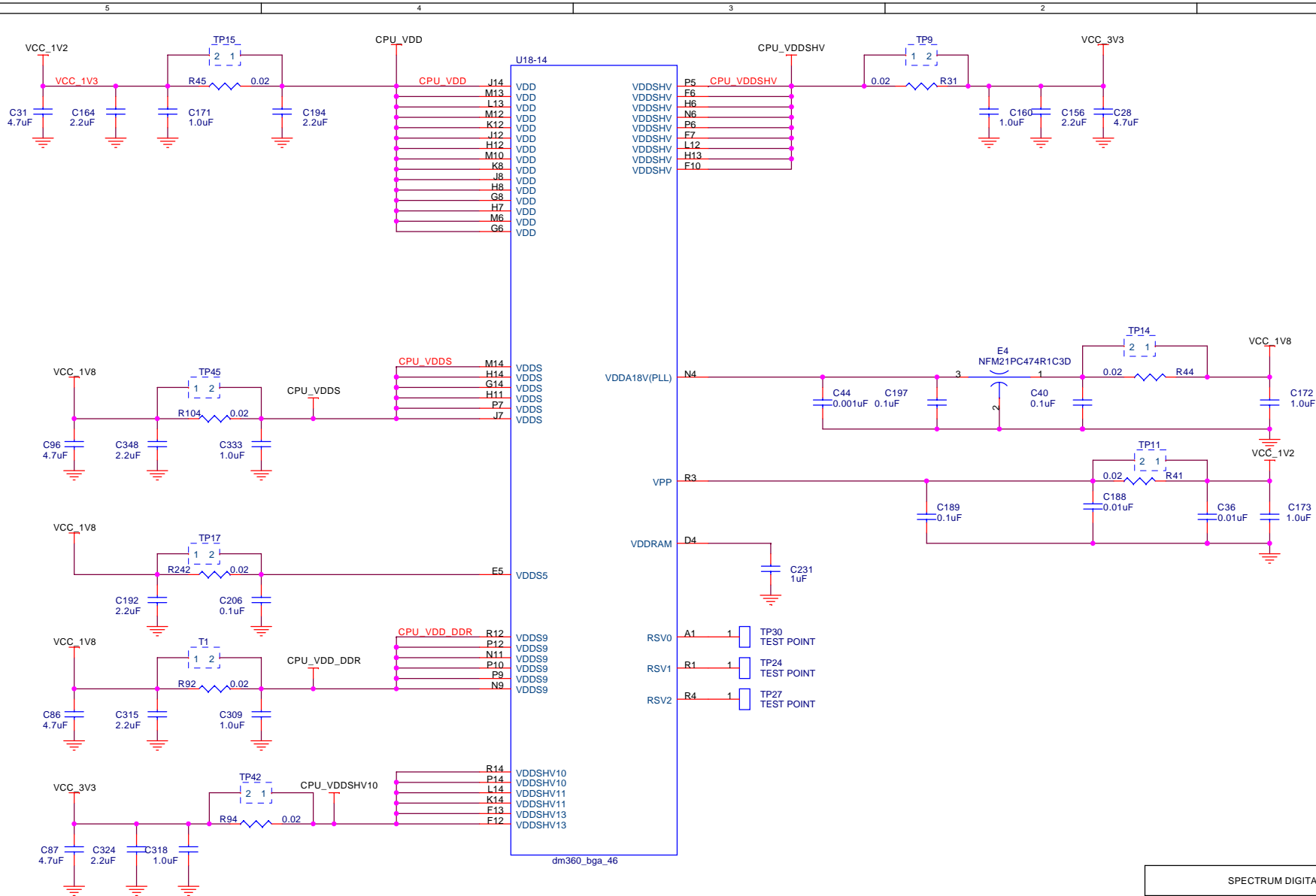
| | | | |
|--|--------------------------|-------------|----------------|
| SPECTRUM DIGITAL INCORPORATED | | | |
| Title: DM365 Evaluation Module | | | |
| Page Contents: DM365 JTAG,RESET,CLOCKS | | | |
| Size: B | DWG NO | 510842-0001 | Revision: A |
| Date: | Friday, October 03, 2008 | | Sheet 10 of 50 |



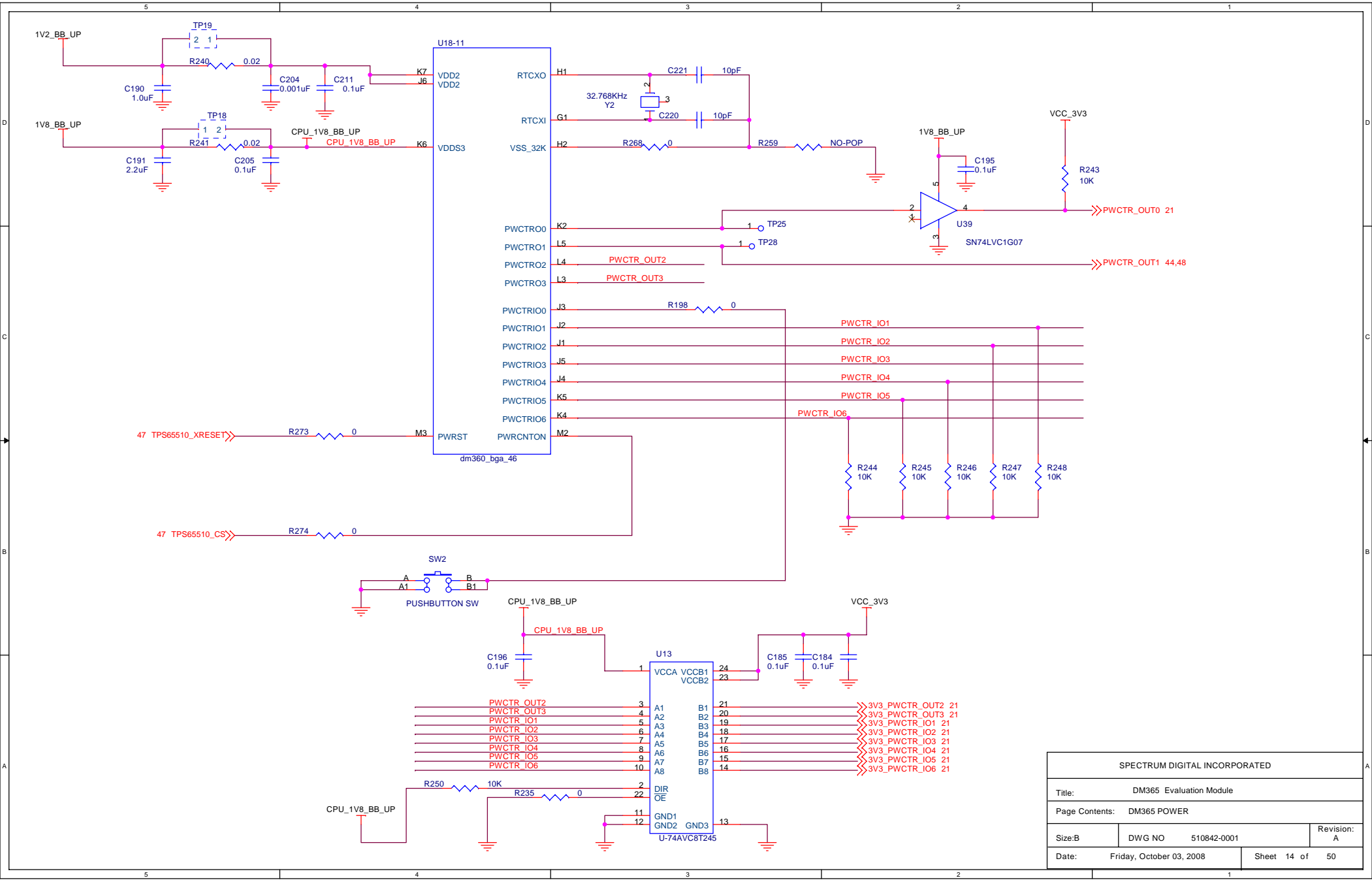
| | | | |
|--------------------------------|--------------------------|-------------|-------------|
| SPECTRUM DIGITAL INCORPORATED | | | |
| Title: DM365 Evaluation Module | | | |
| Page Contents: DM365 ADC | | | |
| Size: B | DWG NO | 510842-0001 | Revision: A |
| Date: | Friday, October 03, 2008 | Sheet 11 of | 50 |



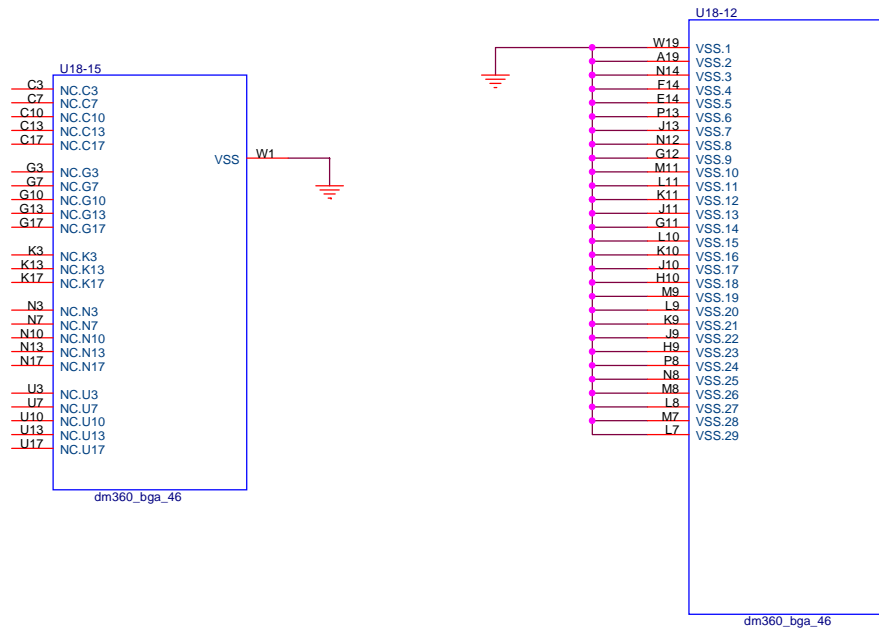
| | | | |
|----------------------------------|--------------------------|-------------|-------------|
| SPECTRUM DIGITAL INCORPORATED | | | |
| Title: DM365 Evaluation Module | | | |
| Page Contents: DM365 MIC/SPEAKER | | | |
| Size: B | DWG NO | 510842-0001 | Revision: A |
| Date: | Friday, October 03, 2008 | Sheet 12 of | 50 |



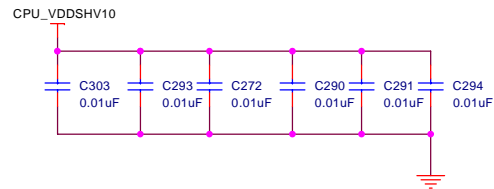
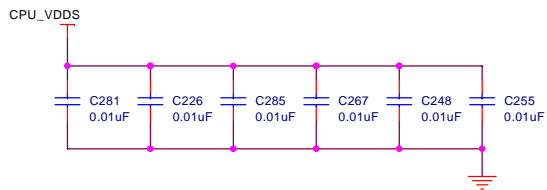
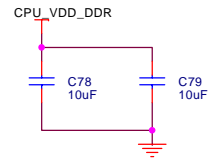
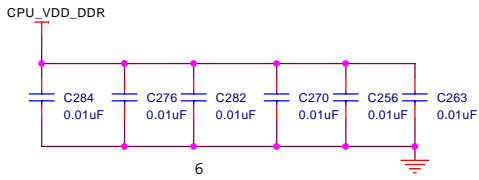
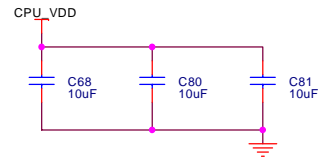
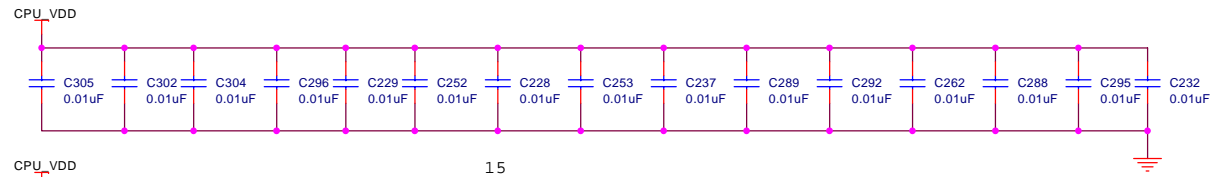
| | | | |
|--------------------------------|--------------------------|-------------|-------------|
| SPECTRUM DIGITAL INCORPORATED | | | |
| Title: DM365 Evaluation Module | | | |
| Page Contents: DM365 POWER | | | |
| Size: B | DWG NO | 510842-0001 | Revision: A |
| Date: | Friday, October 03, 2008 | Sheet 13 of | 50 |



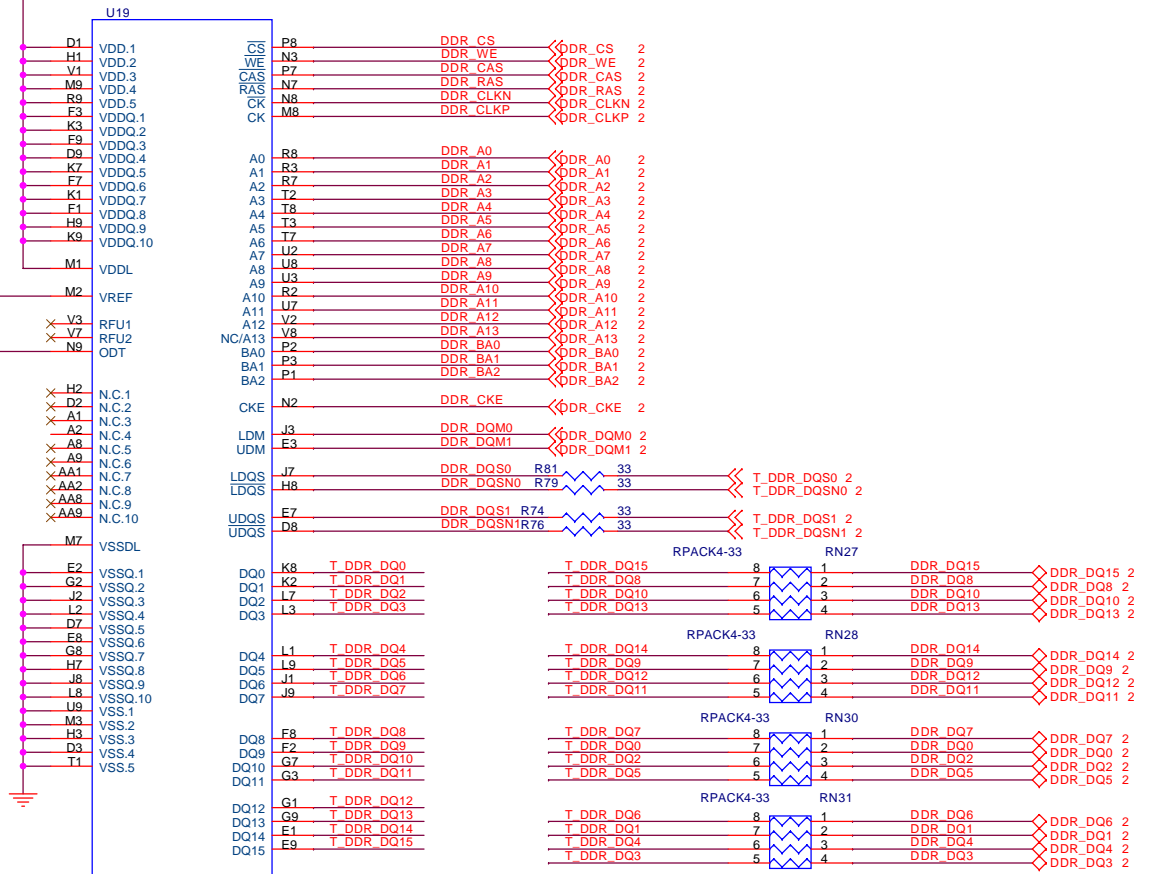
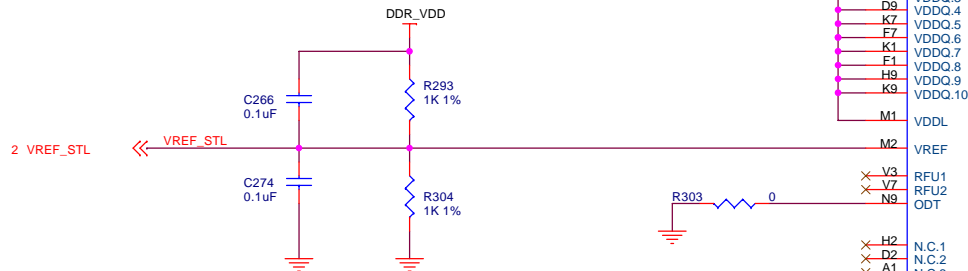
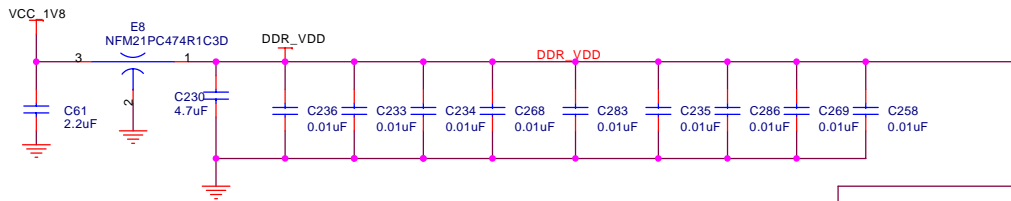
| | | | |
|--------------------------------|--------------------------|-------------|-------------|
| SPECTRUM DIGITAL INCORPORATED | | | |
| Title: DM365 Evaluation Module | | | |
| Page Contents: DM365 POWER | | | |
| Size: B | DWG NO | 510842-0001 | Revision: A |
| Date: | Friday, October 03, 2008 | Sheet 14 of | 50 |



| | | | |
|--------------------------------|--------------------------|-------------|-------------|
| SPECTRUM DIGITAL INCORPORATED | | | |
| Title: DM365 Evaluation Module | | | |
| Page Contents: DM365 POWER | | | |
| Size: B | DWG NO | 510842-0001 | Revision: A |
| Date: | Friday, October 03, 2008 | Sheet 15 of | 50 |



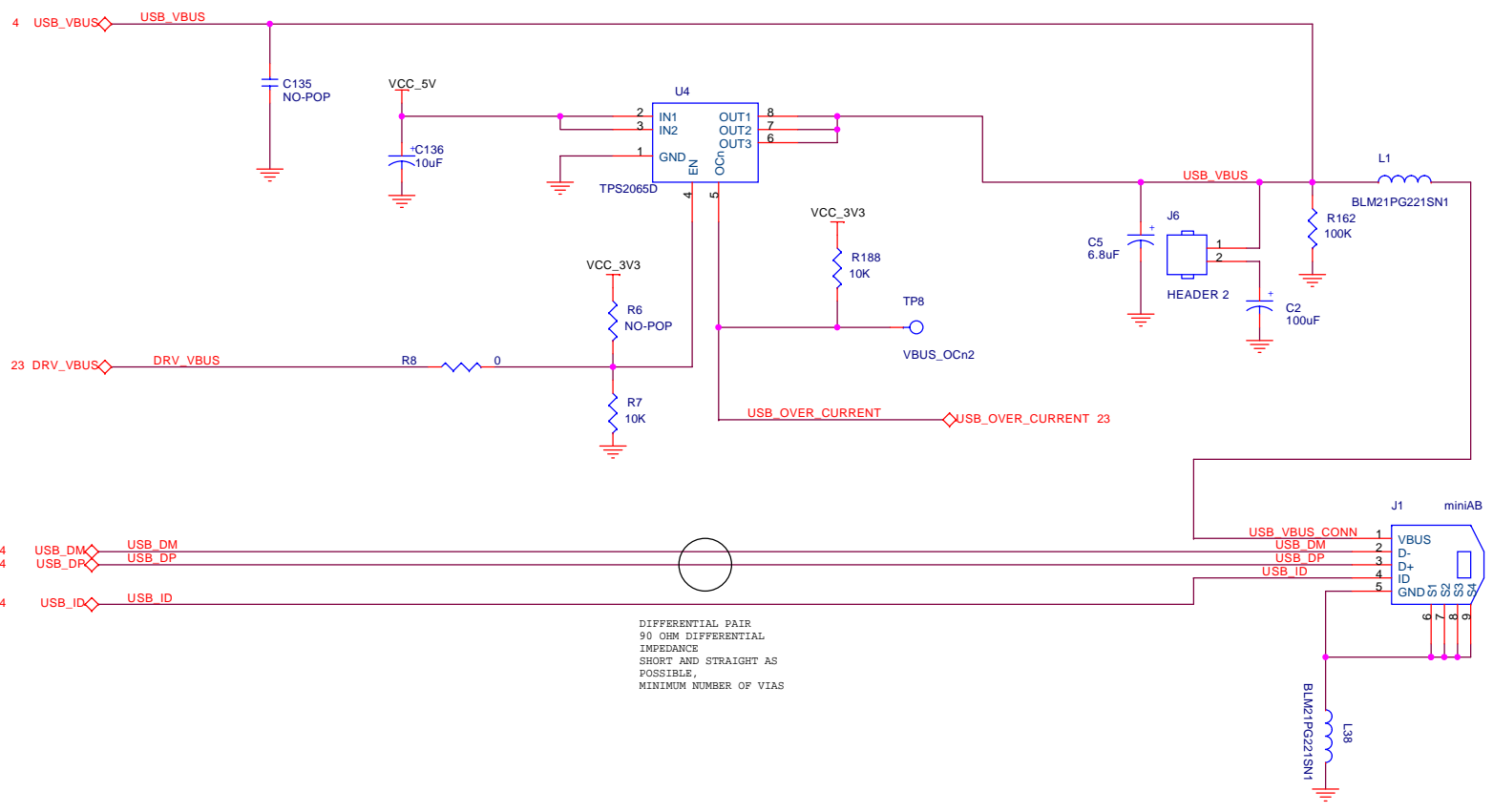
| | | | |
|--|--------------------------|-------------|----------------|
| SPECTRUM DIGITAL INCORPORATED | | | |
| Title: DM365 Evaluation Module | | | |
| Page Contents: DM365 DECOUPLING CAPACITORS | | | |
| Size: B | DWG NO | 510842-0001 | Revision: A |
| Date: | Friday, October 03, 2008 | | Sheet 16 of 50 |



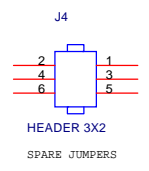
MT47H64M16HR-3:E

Layout for the 92-ball DDR Package but populate the 84-ball MT47H64M16HR-3:E. 84 Ball memories reside in the center section of the 92 Ball Package

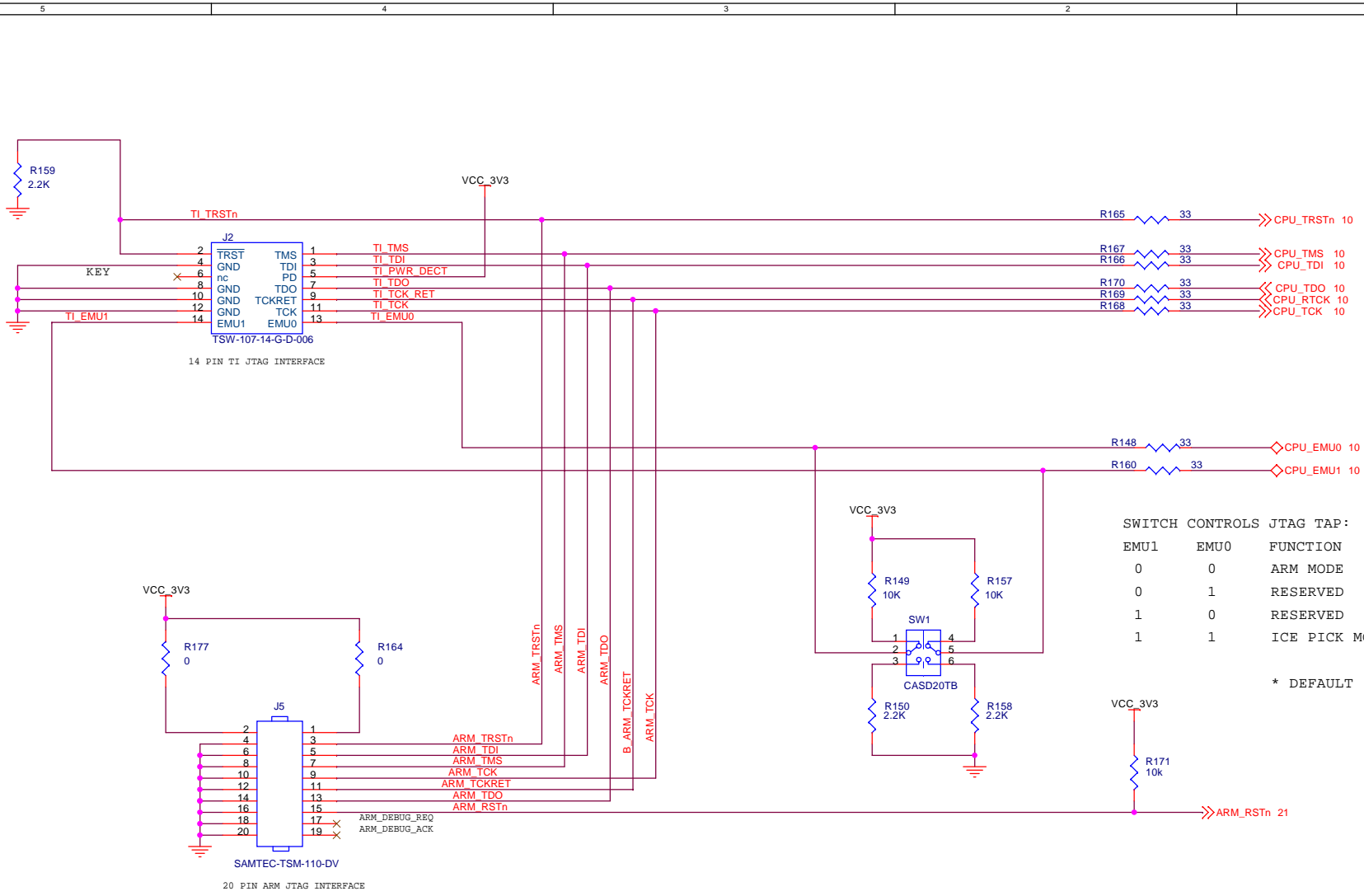
| | | | |
|--------------------------------|--------------------------|-------------|-------------|
| SPECTRUM DIGITAL INCORPORATED | | | |
| Title: DM365 Evaluation Module | | | |
| Page Contents: DDR2 MEMORY | | | |
| Size: B | DWG NO | 510842-0001 | Revision: A |
| Date: | Friday, October 03, 2008 | Sheet 17 of | 50 |



DIFFERENTIAL PAIR
 90 OHM DIFFERENTIAL
 IMPEDANCE
 SHORT AND STRAIGHT AS
 POSSIBLE,
 MINIMUM NUMBER OF VIAS



| | | | |
|--------------------------------|--------------------------|-------------|-------------|
| SPECTRUM DIGITAL INCORPORATED | | | |
| Title: DM365 Evaluation Module | | | |
| Page Contents: DM365 USB | | | |
| Size: B | DWG NO | 510842-0001 | Revision: A |
| Date: | Friday, October 03, 2008 | Sheet 18 of | 50 |

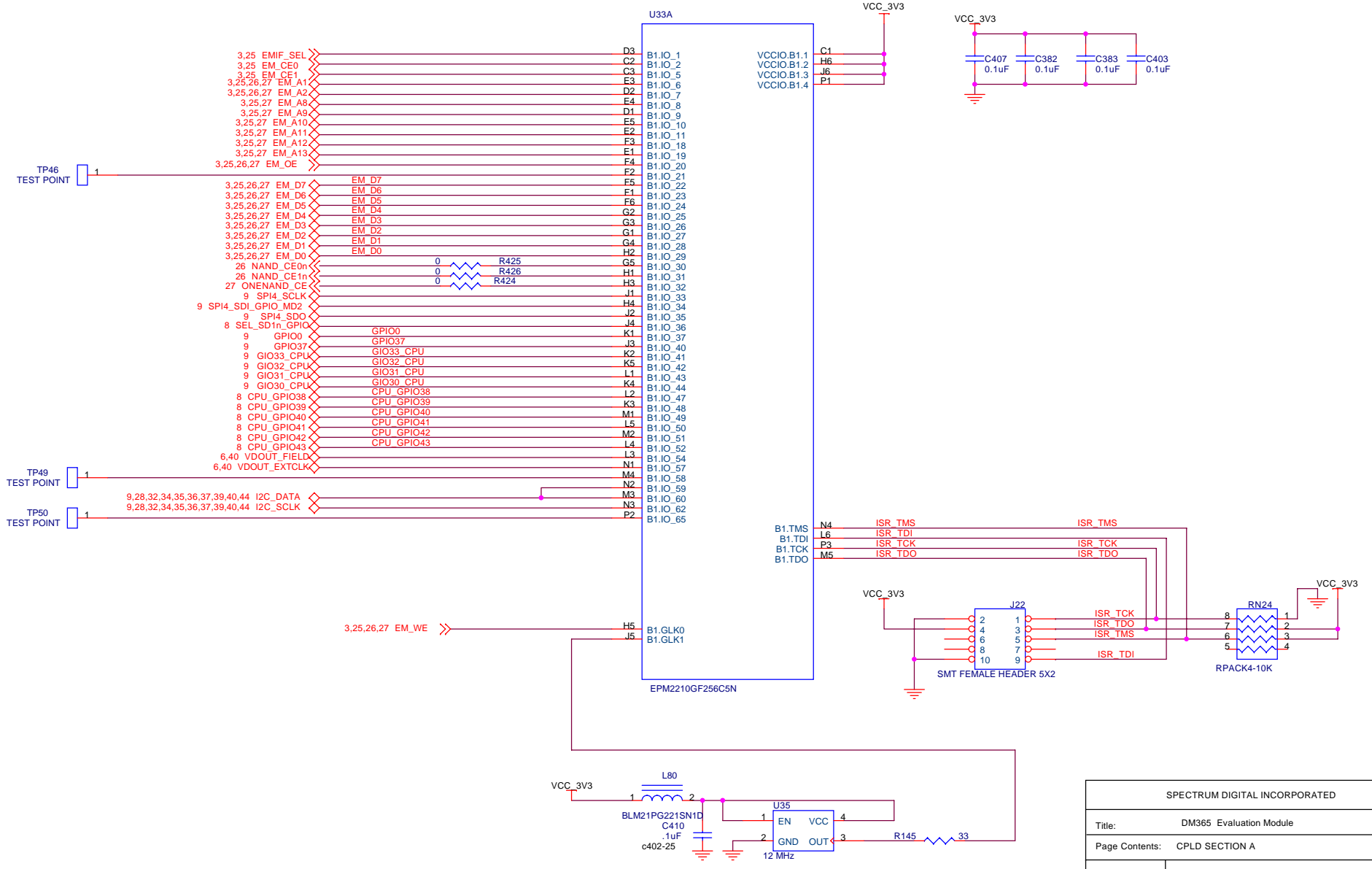


SWITCH CONTROLS JTAG TAP:

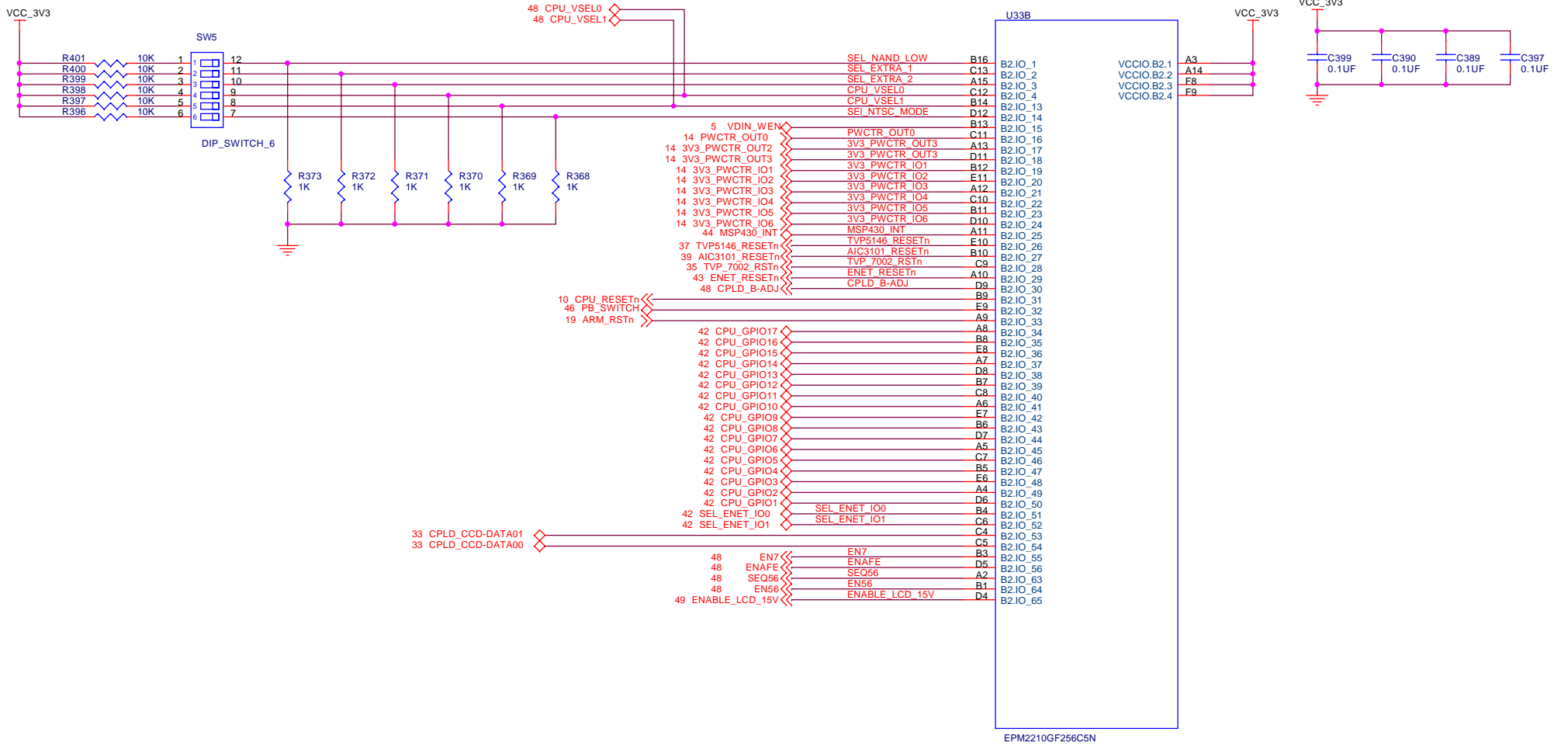
| EMU1 | EMU0 | FUNCTION |
|------|------|-----------------|
| 0 | 0 | ARM MODE |
| 0 | 1 | RESERVED |
| 1 | 0 | RESERVED |
| 1 | 1 | ICE PICK MODE * |

* DEFAULT

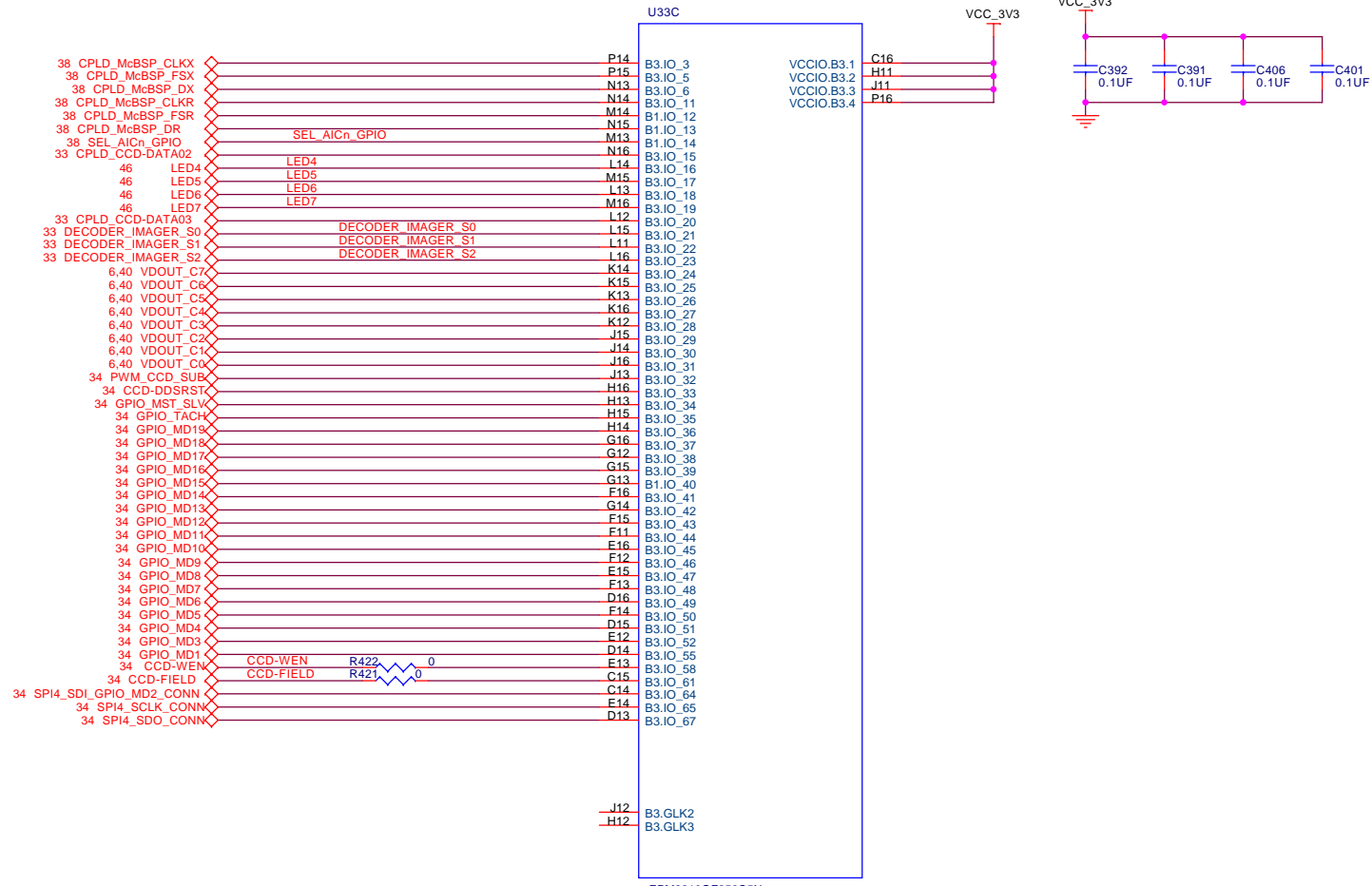
| | | | |
|--------------------------------|--------------------------|-------------|-------------|
| SPECTRUM DIGITAL INCORPORATED | | | |
| Title: DM365 Evaluation Module | | | |
| Page Contents: JTAG INTERFACE | | | |
| Size: B | DWG NO | 510842-0001 | Revision: A |
| Date: | Friday, October 03, 2008 | Sheet | 19 of 50 |




| | | | |
|--------------------------------|--------------------------|-------------|-------------|
| SPECTRUM DIGITAL INCORPORATED | | | |
| Title: DM365 Evaluation Module | | | |
| Page Contents: CPLD SECTION A | | | |
| Size: B | DWG NO | 510842-0001 | Revision: A |
| Date: | Friday, October 03, 2008 | Sheet | 20 of 50 |



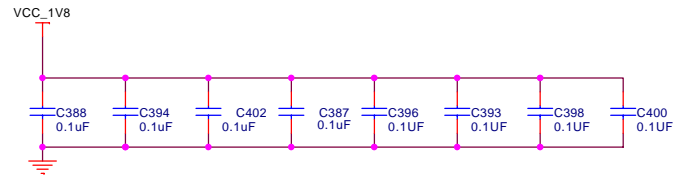
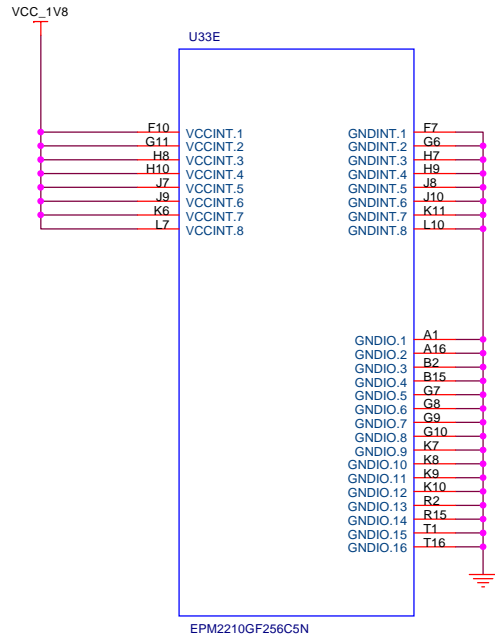
| | | | |
|--------------------------------|---------------------|-------------|--|
| SPECTRUM DIGITAL INCORPORATED | | | |
| Title: DM365 Evaluation Module | | | |
| Page Contents: CPLD SECTION B | | | |
| Size: B | DWG NO: 510842-0001 | Revision: A | |
| Date: Friday, October 03, 2008 | Sheet 21 of 50 | | |



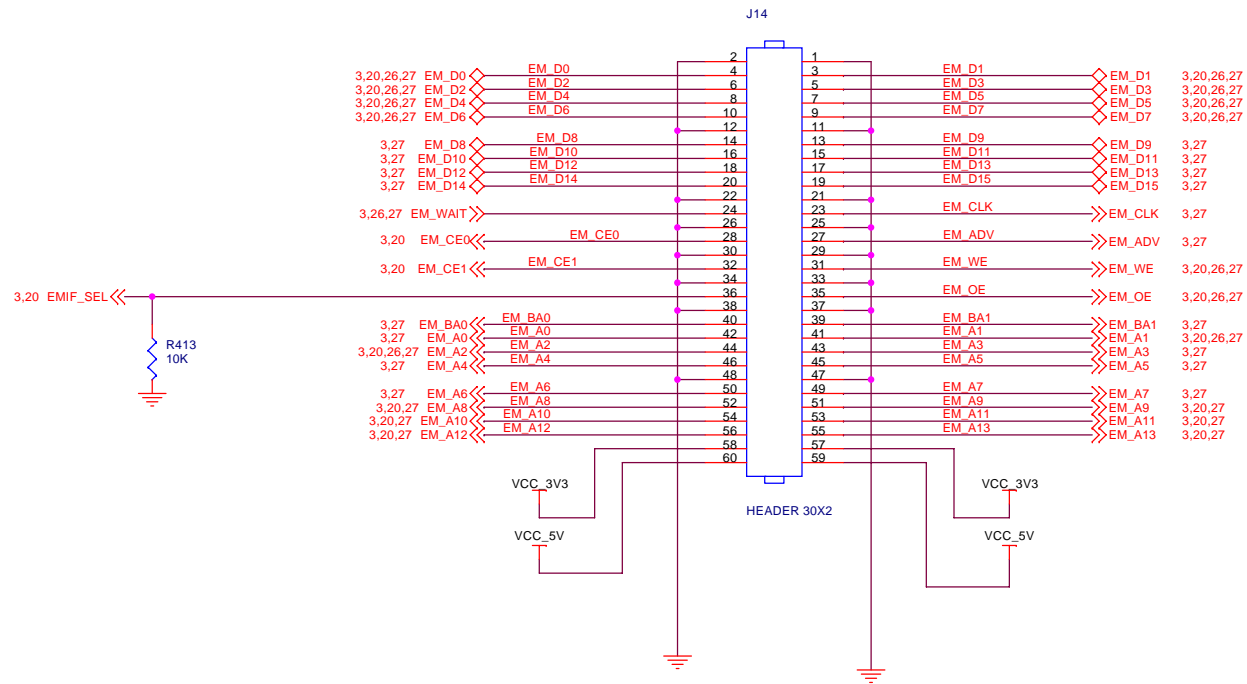
| | | | |
|--------------------------------|--------------------------|-------------|-------------|
| SPECTRUM DIGITAL INCORPORATED | | | |
| Title: DM365 Evaluation Module | | | |
| Page Contents: CPLD SECTION C | | | |
| Size: B | DWG NO | 510842-0001 | Revision: A |
| Date: | Friday, October 03, 2008 | Sheet | 22 of 50 |



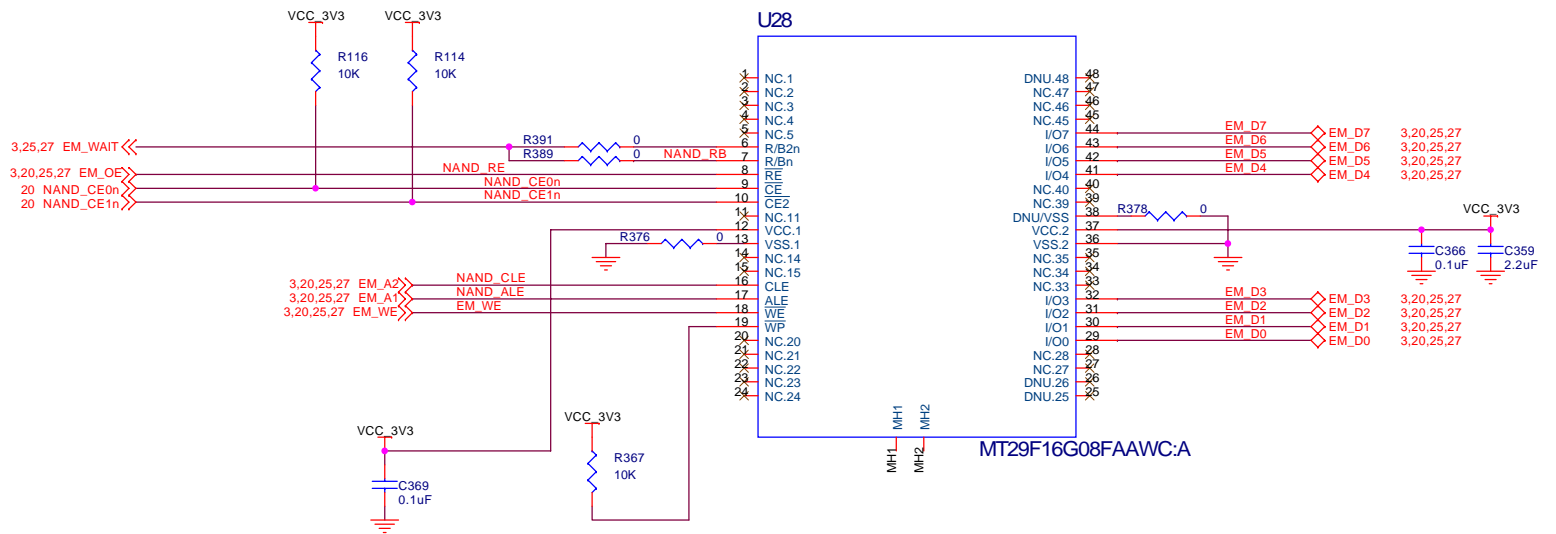
| | | | |
|--------------------------------|--------------------------|-------------|-------------|
| SPECTRUM DIGITAL INCORPORATED | | | |
| Title: DM365 Evaluation Module | | | |
| Page Contents: CPLD SECTION D | | | |
| Size: B | DWG NO | 510842-0001 | Revision: A |
| Date: | Friday, October 03, 2008 | Sheet | 23 of 50 |



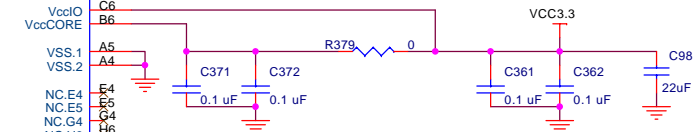
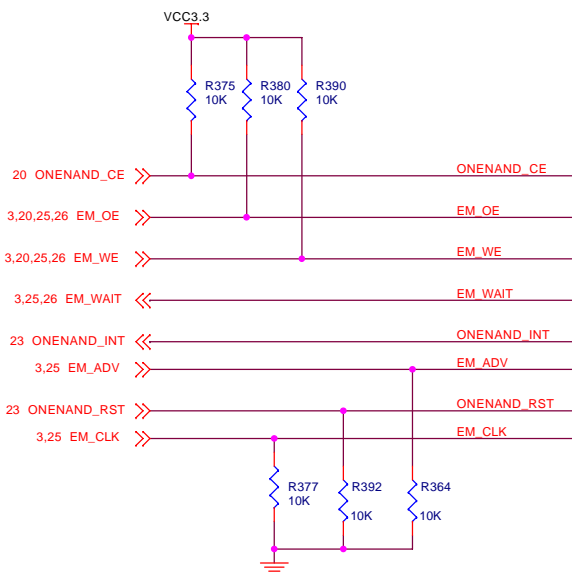

| | | | |
|--------------------------------|--------------------------|-------------|-------------|
| SPECTRUM DIGITAL INCORPORATED | | | |
| Title: DM365 Evaluation Module | | | |
| Page Contents: CPLD POWER | | | |
| Size: B | DWG NO | 510842-0001 | Revision: A |
| Date: | Friday, October 03, 2008 | Sheet 24 of | 50 |



| | | | |
|---------------------------------------|---------------------|-------------|--|
| SPECTRUM DIGITAL INCORPORATED | | | |
| Title: DM365 Evaluation Module | | | |
| Page Contents: EMIF/UHPI DC INTERFACE | | | |
| Size: B | DWG NO: 510842-0001 | Revision: A | |
| Date: Friday, October 03, 2008 | Sheet 25 of 50 | | |

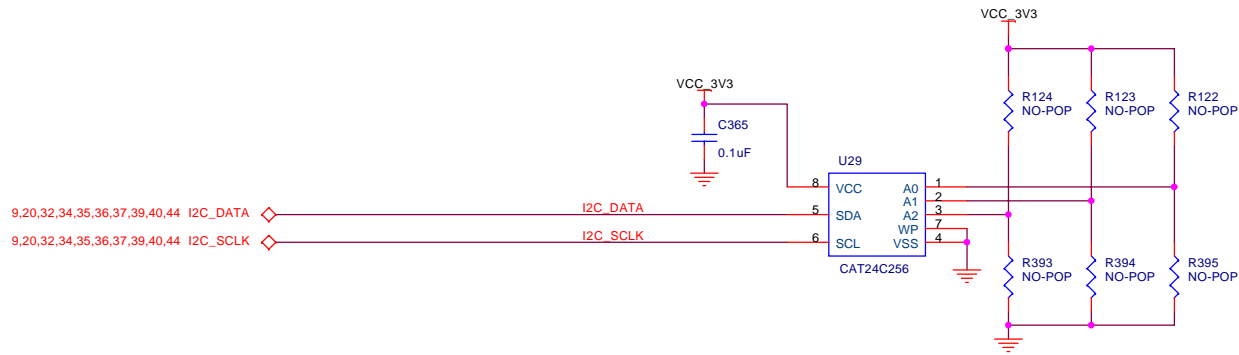
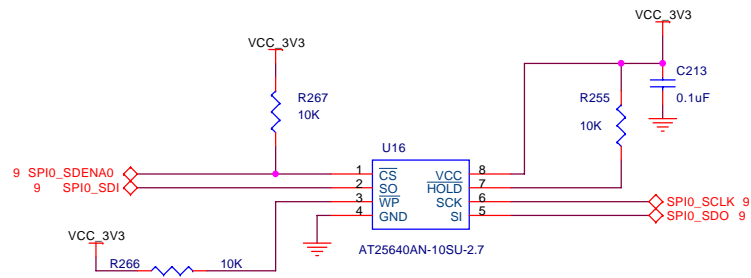


| | | | |
|--------------------------------|--------------------------|-------------|----------------|
| SPECTRUM DIGITAL INCORPORATED | | | |
| Title: DM365 Evaluation Module | | | |
| Page Contents: NAND FLASH | | | |
| Size: B | DWG NO | 510842-0001 | Revision: A |
| Date: | Friday, October 03, 2008 | | Sheet 26 of 50 |



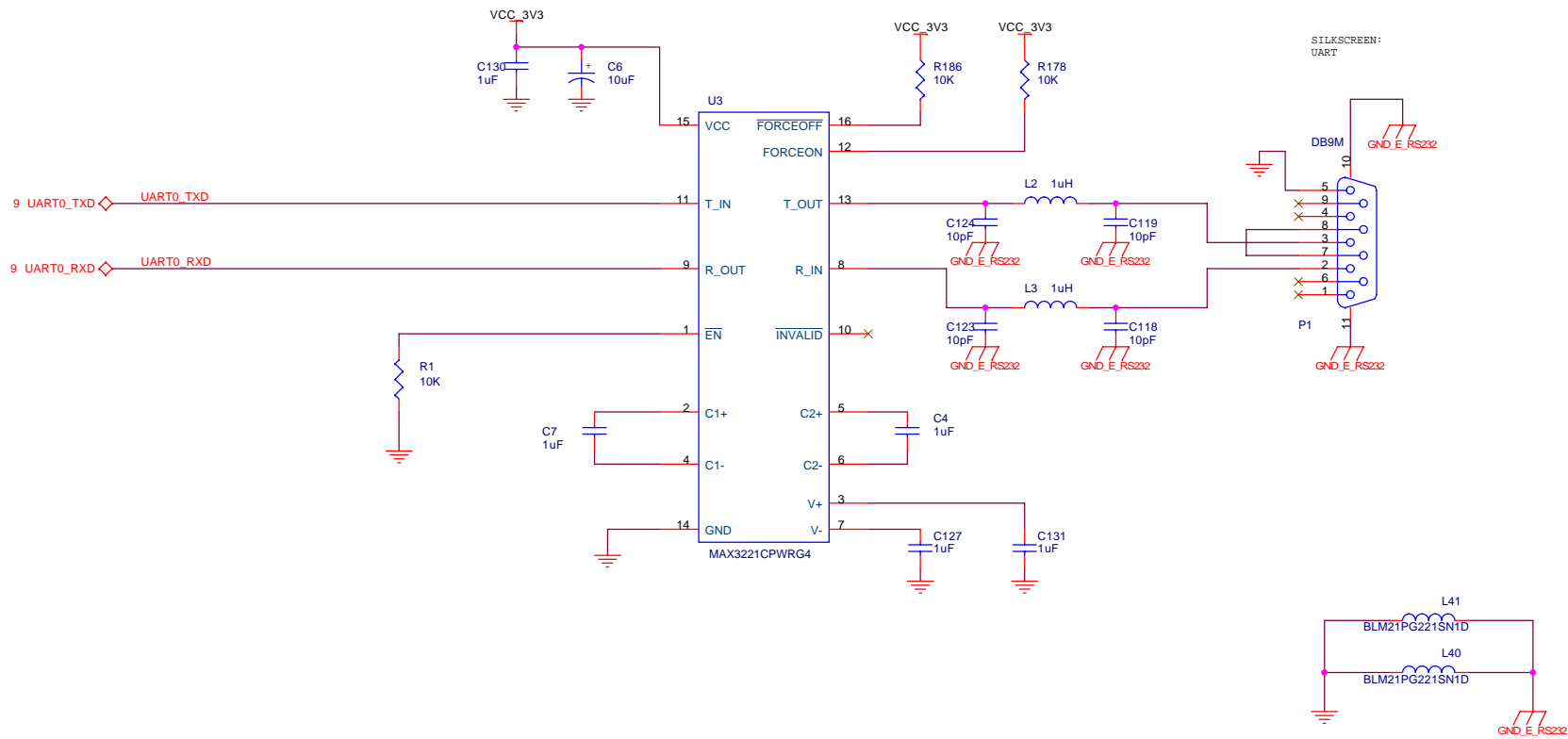
check i/o and core voltages

| | | | |
|--------------------------------|--------------------------|-------------|-------------|
| SPECTRUM DIGITAL INCORPORATED | | | |
| Title: DM365 Evaluation Module | | | |
| Page Contents: ONE NAND | | | |
| Size: B | DWG NO | 510842-0001 | Revision: A |
| Date: | Friday, October 03, 2008 | Sheet 27 of | 50 |



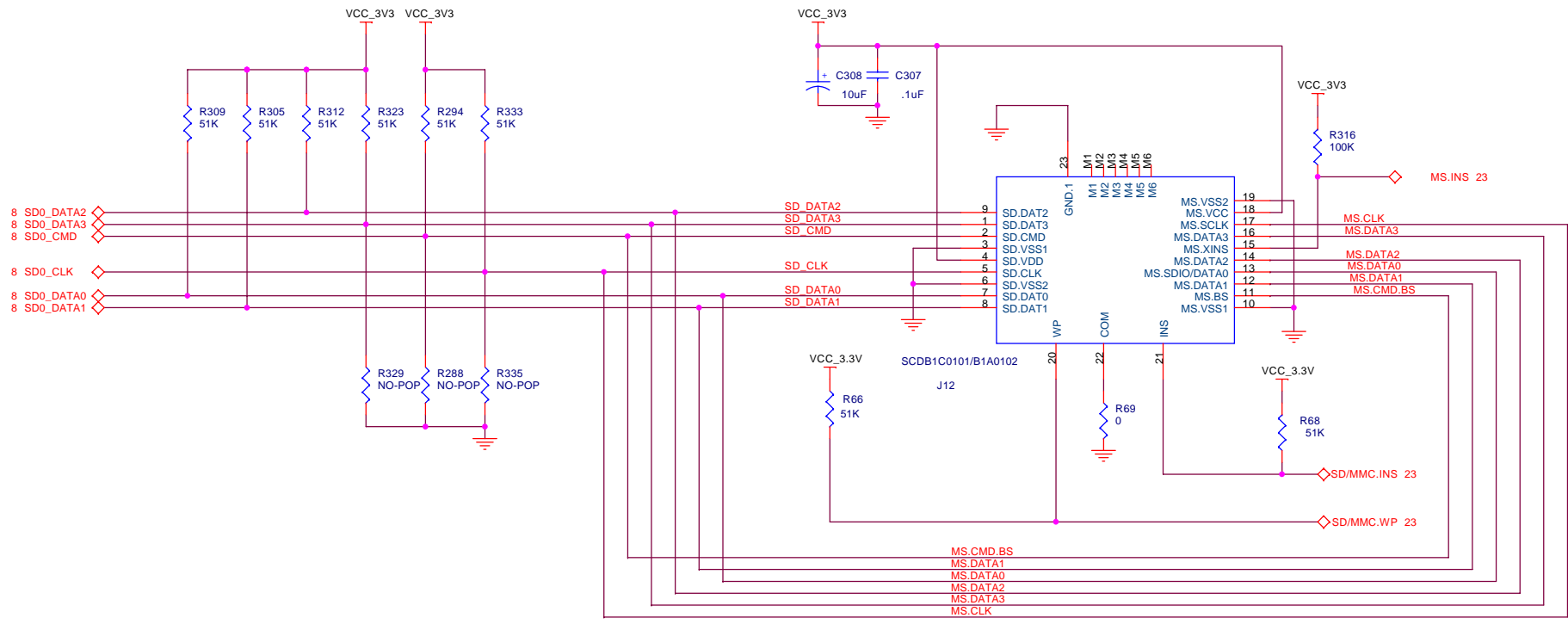
| | | | |
|--------------------------------|--------------------------|-------------|-------------|
| SPECTRUM DIGITAL INCORPORATED | | | |
| Title: DM365 Evaluation Module | | | |
| Page Contents: SPI EEPROM | | | |
| Size: B | DWG NO | 510842-0001 | Revision: A |
| Date: | Friday, October 03, 2008 | Sheet 28 of | 50 |

5 4 3 2 1

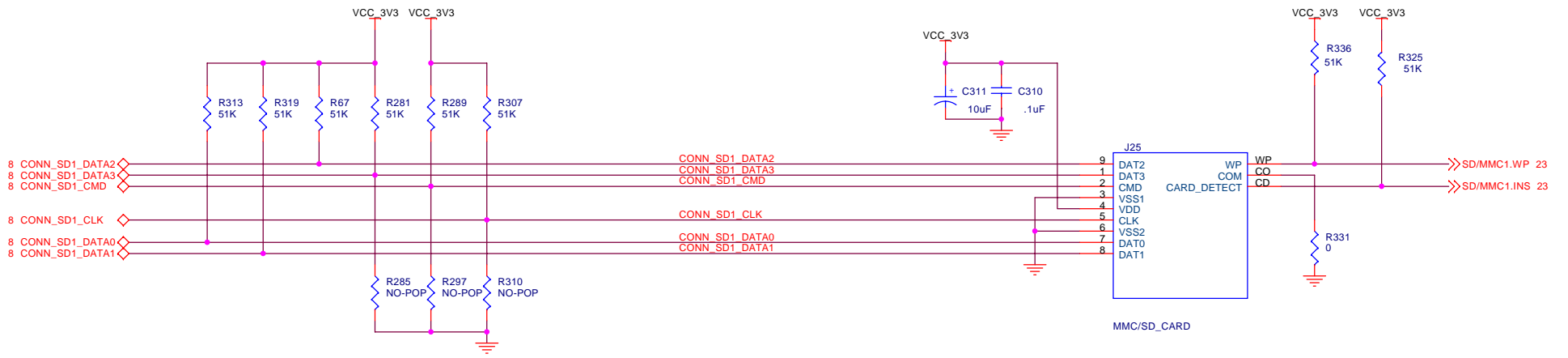


| | | | |
|--------------------------------|--------------------------|-------------|----------------|
| SPECTRUM DIGITAL INCORPORATED | | | |
| Title: DM365 Evaluation Module | | | |
| Page Contents: RS232 | | | |
| Size: B | DWG NO | 510842-0001 | Revision: A |
| Date: | Friday, October 03, 2008 | | Sheet 29 of 50 |

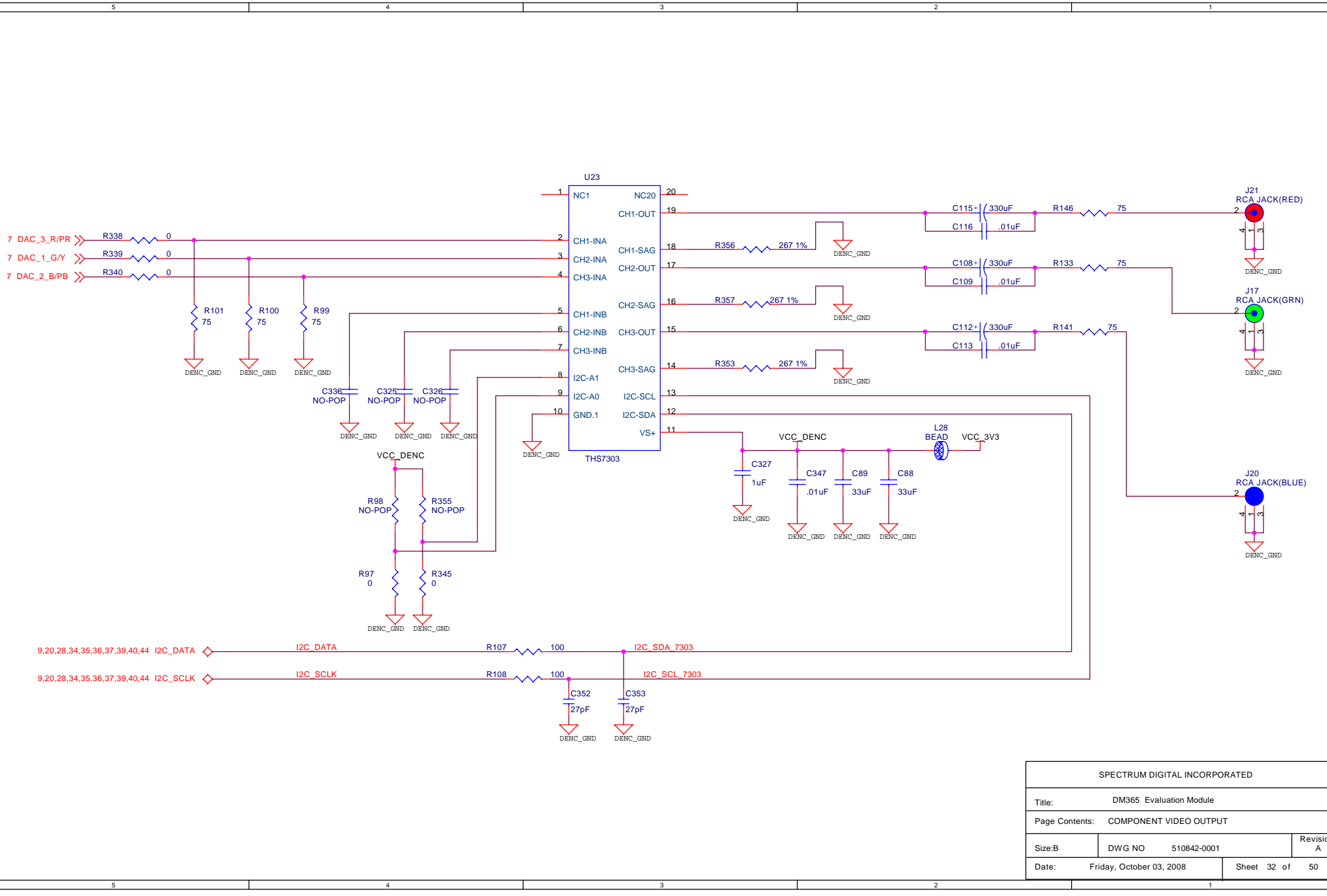
5 4 3 2 1



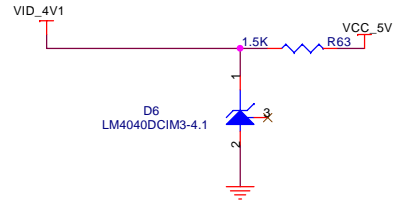
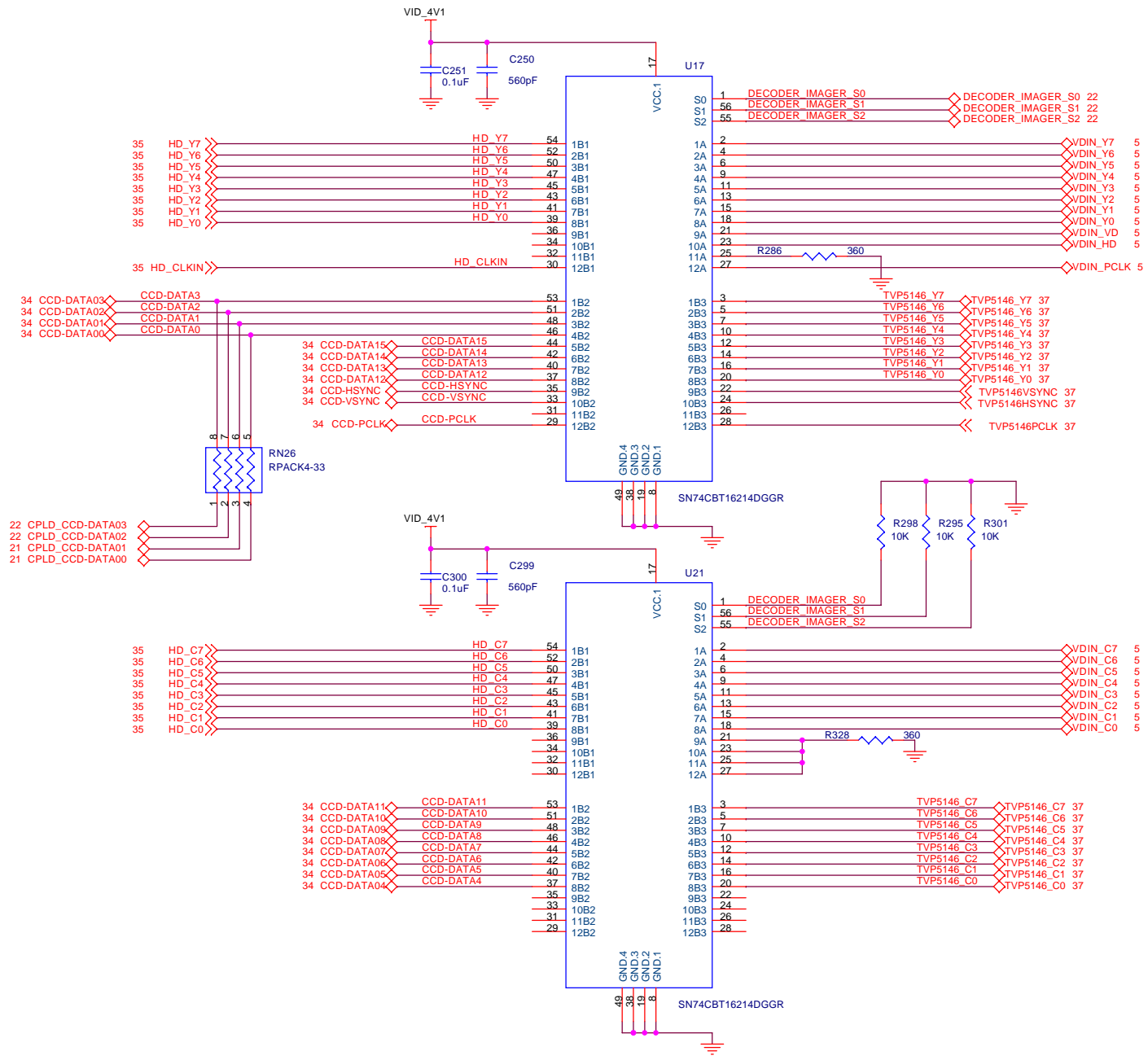
| | | | |
|---|--------------------------|-------------|-------------|
| SPECTRUM DIGITAL INCORPORATED | | | |
| Title: DM365 Evaluation Module | | | |
| Page Contents: SD/MMC/MS CARD INTERFACE | | | |
| Size: B | DWG NO | 510842-0001 | Revision: A |
| Date: | Friday, October 03, 2008 | Sheet | 30 of 50 |



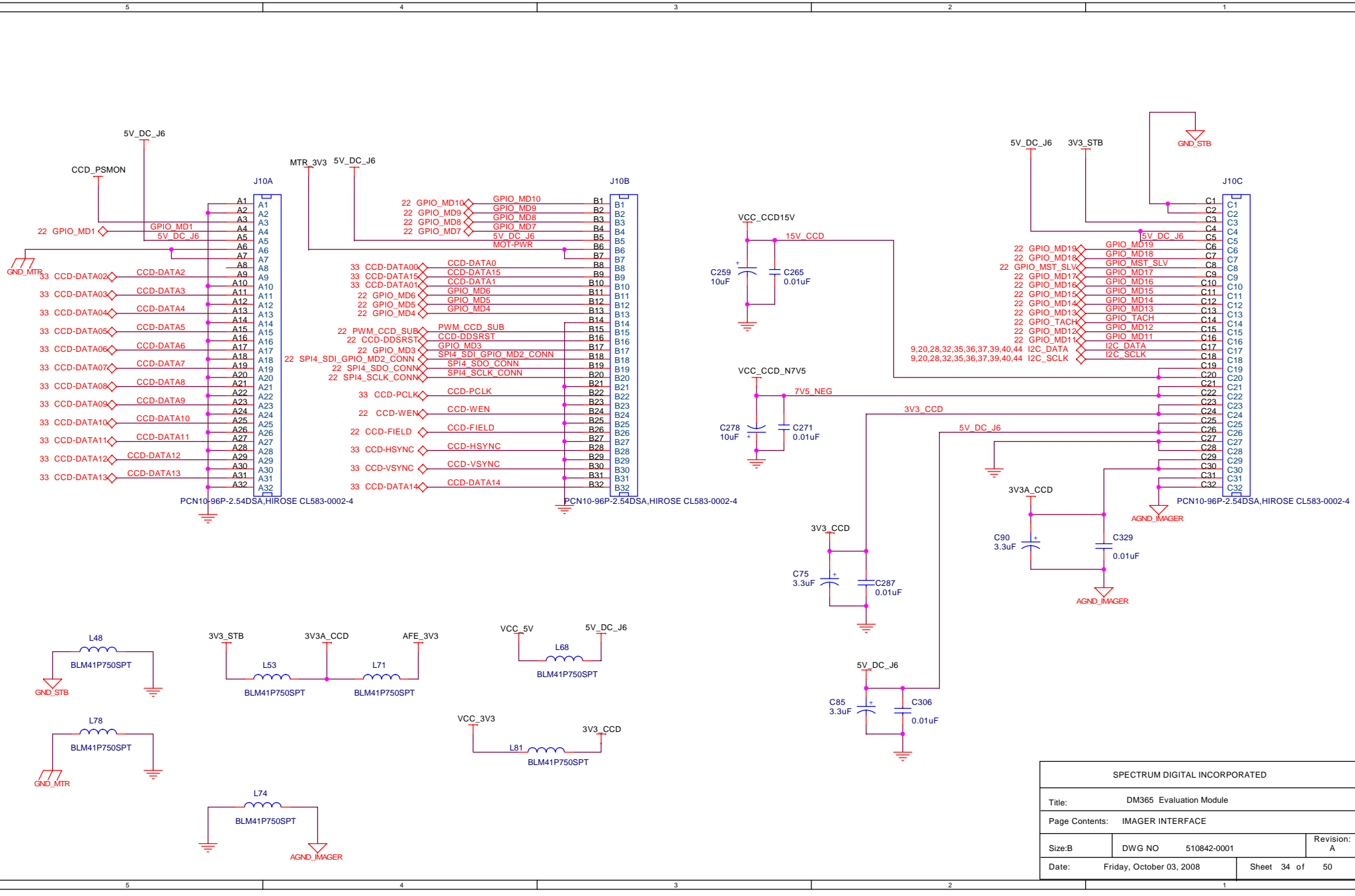
| | | | |
|--------------------------------------|--------------------------|-------------|-------------|
| SPECTRUM DIGITAL INCORPORATED | | | |
| Title: DM365 Evaluation Module | | | |
| Page Contents: SD/MMC CARD INTERFACE | | | |
| Size: B | DWG NO | 509902-0001 | Revision: A |
| Date: | Friday, October 03, 2008 | Sheet 31 of | 50 |



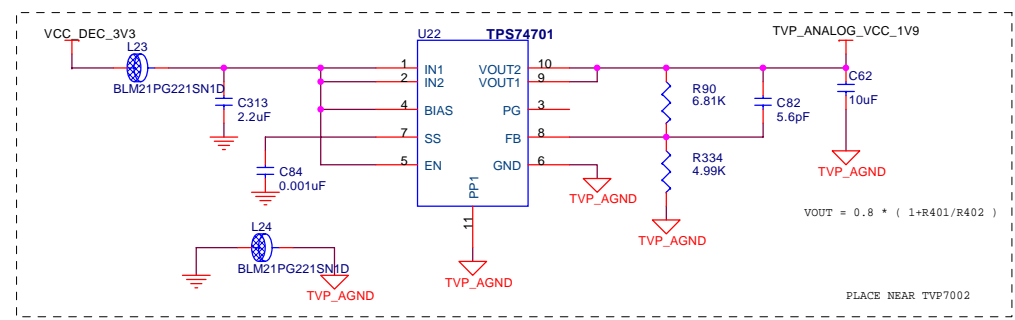
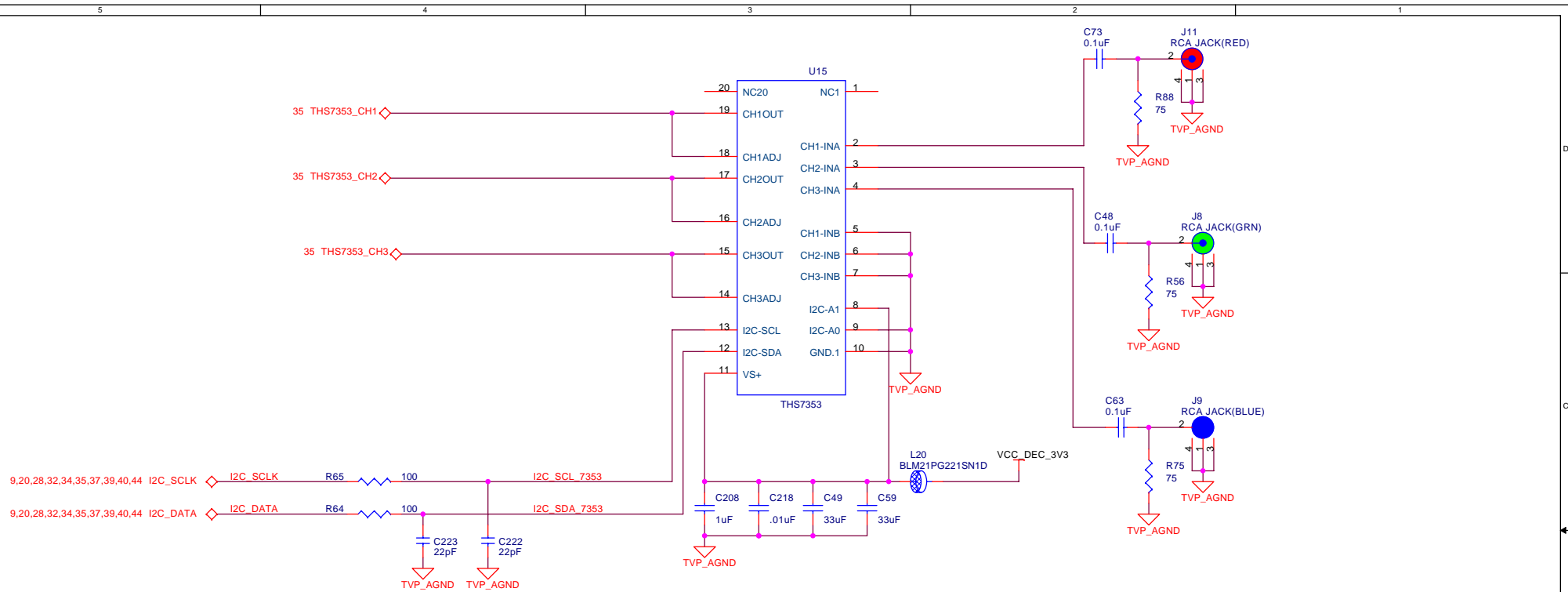
| | | | |
|---------------------------------------|---------------------|-------------|--|
| SPECTRUM DIGITAL INCORPORATED | | | |
| Title: DM365 Evaluation Module | | | |
| Page Contents: COMPONENT VIDEO OUTPUT | | | |
| Size: B | DWG NO: 510842-0001 | Revision: A | |
| Date: Friday, October 03, 2008 | Sheet 32 of 50 | | |



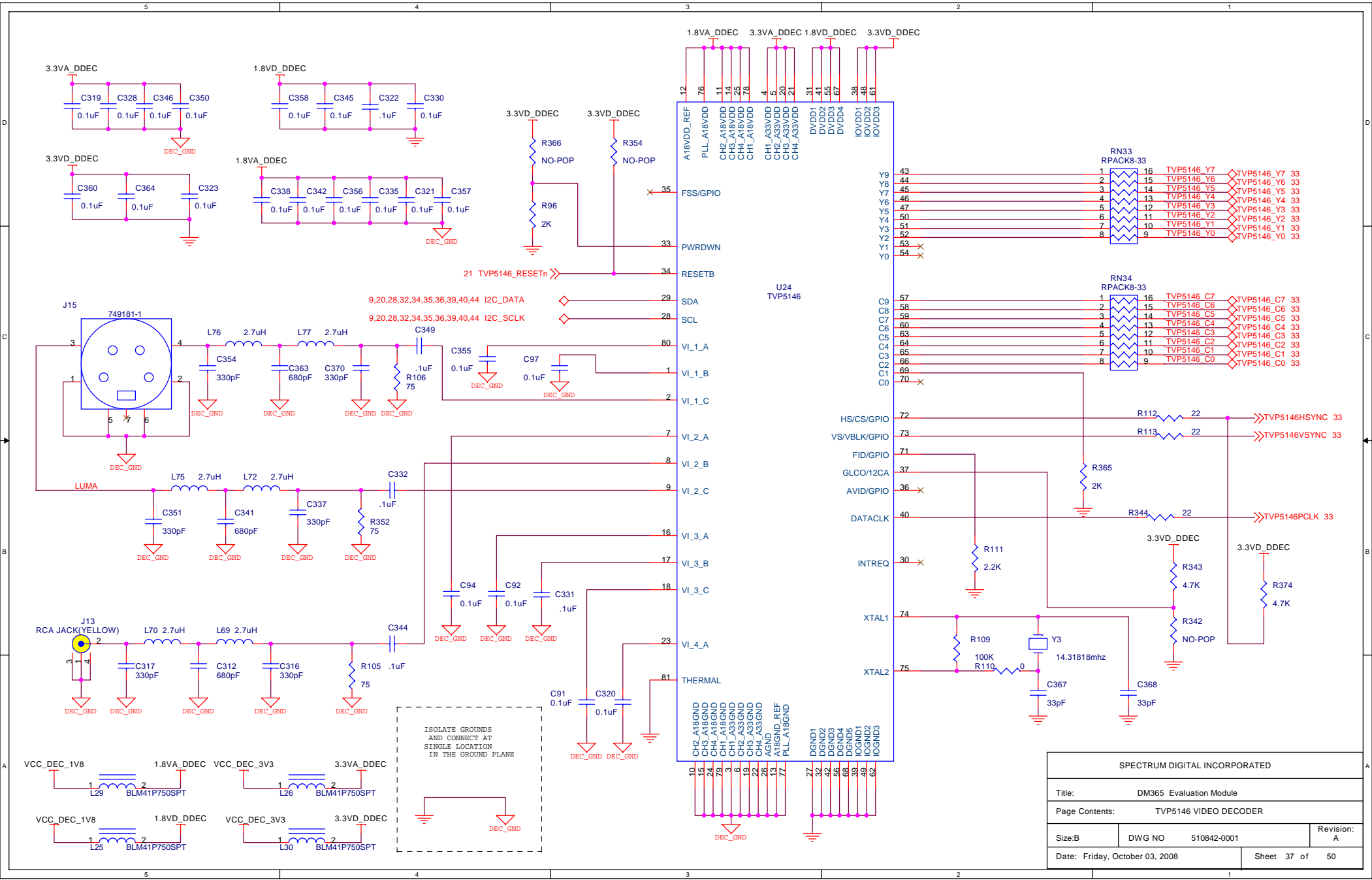
| | | | |
|--|--------------------------|-------------|-------------|
| SPECTRUM DIGITAL INCORPORATED | | | |
| Title: DM365 Evaluation Module | | | |
| Page Contents: VIDEO INPUT MULTIPLEXER | | | |
| Size: B | DWG NO | 510842-0001 | Revision: A |
| Date: | Friday, October 03, 2008 | Sheet 33 of | 50 |

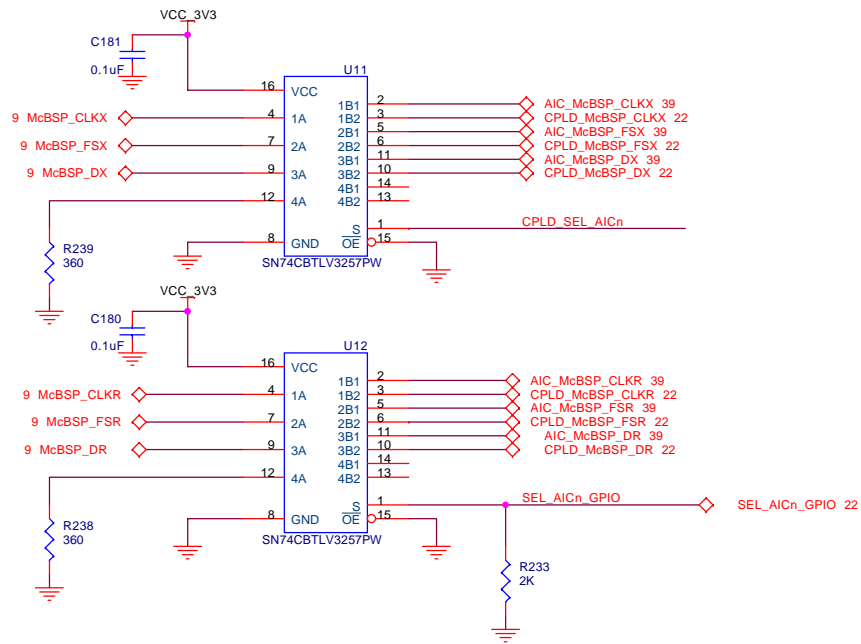


| | | | |
|---------------------------------|---------------------|-------------|--|
| SPECTRUM DIGITAL INCORPORATED | | | |
| Title: DM365 Evaluation Module | | | |
| Page Contents: IMAGER INTERFACE | | | |
| Size: B | DWG NO: 510842-0001 | Revision: A | |
| Date: Friday, October 03, 2008 | Sheet 34 of 50 | | |

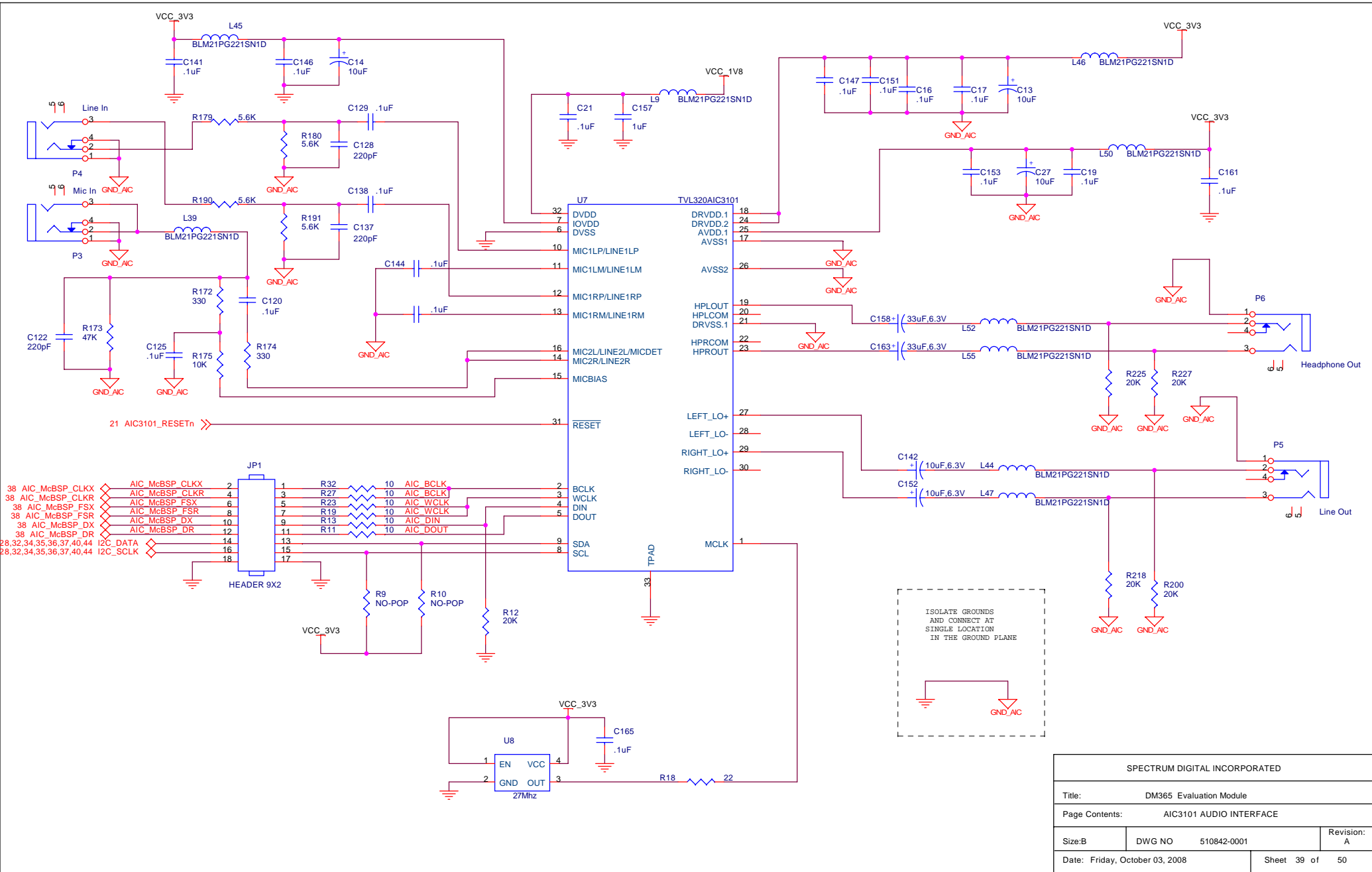


| | | | |
|------------------------------------|--------------------------|-------------|-------------|
| SPECTRUM DIGITAL INCORPORATED | | | |
| Title: DM365 Evaluation Module | | | |
| Page Contents: TVP7002 HD VIDEO IN | | | |
| Size: B | DWG NO | 510842-0001 | Revision: A |
| Date: | Friday, October 03, 2008 | Sheet | 36 of 50 |

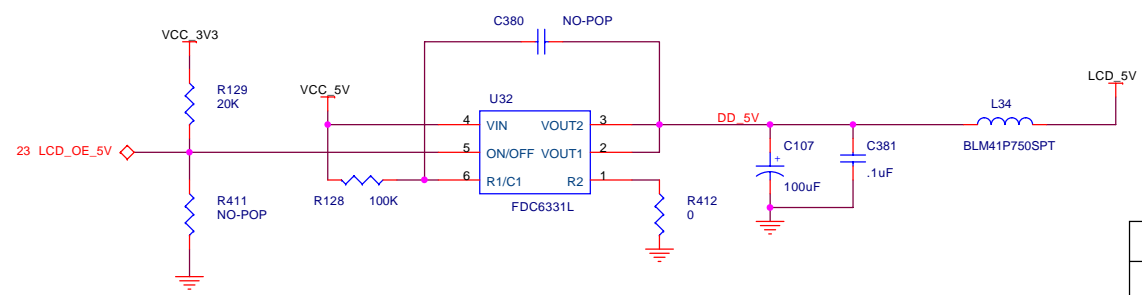
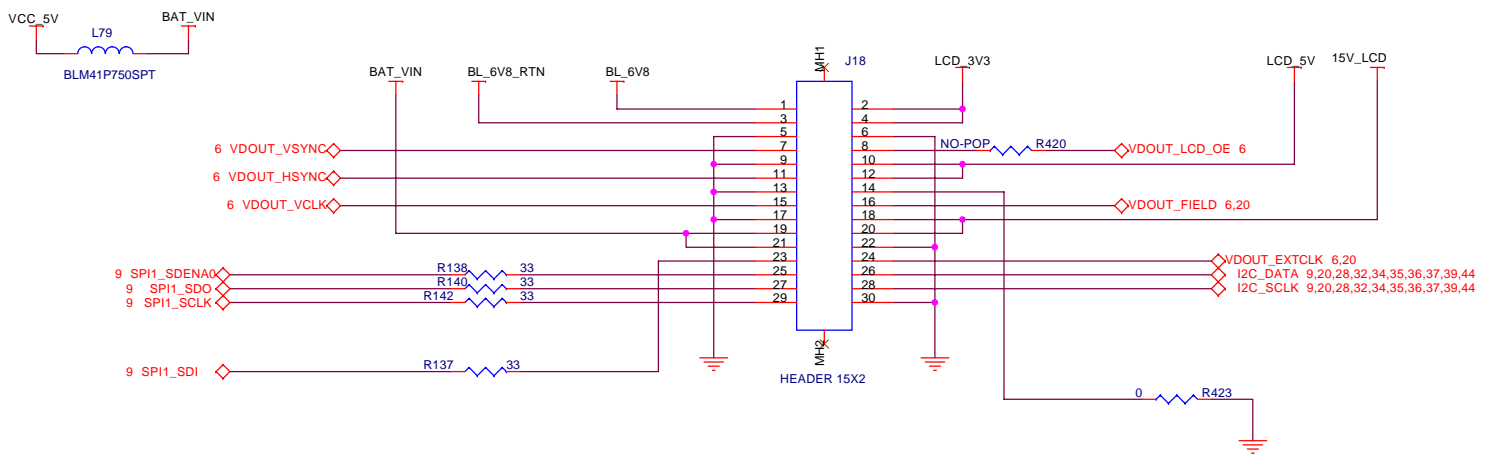
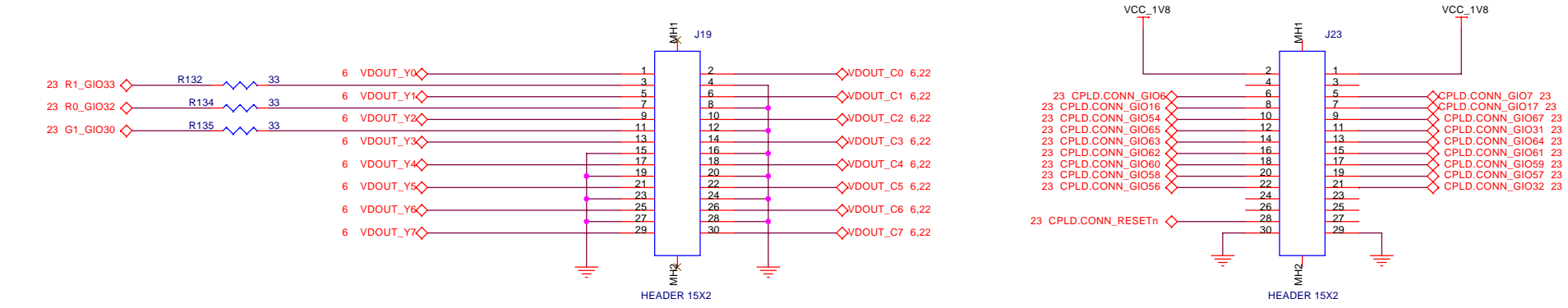




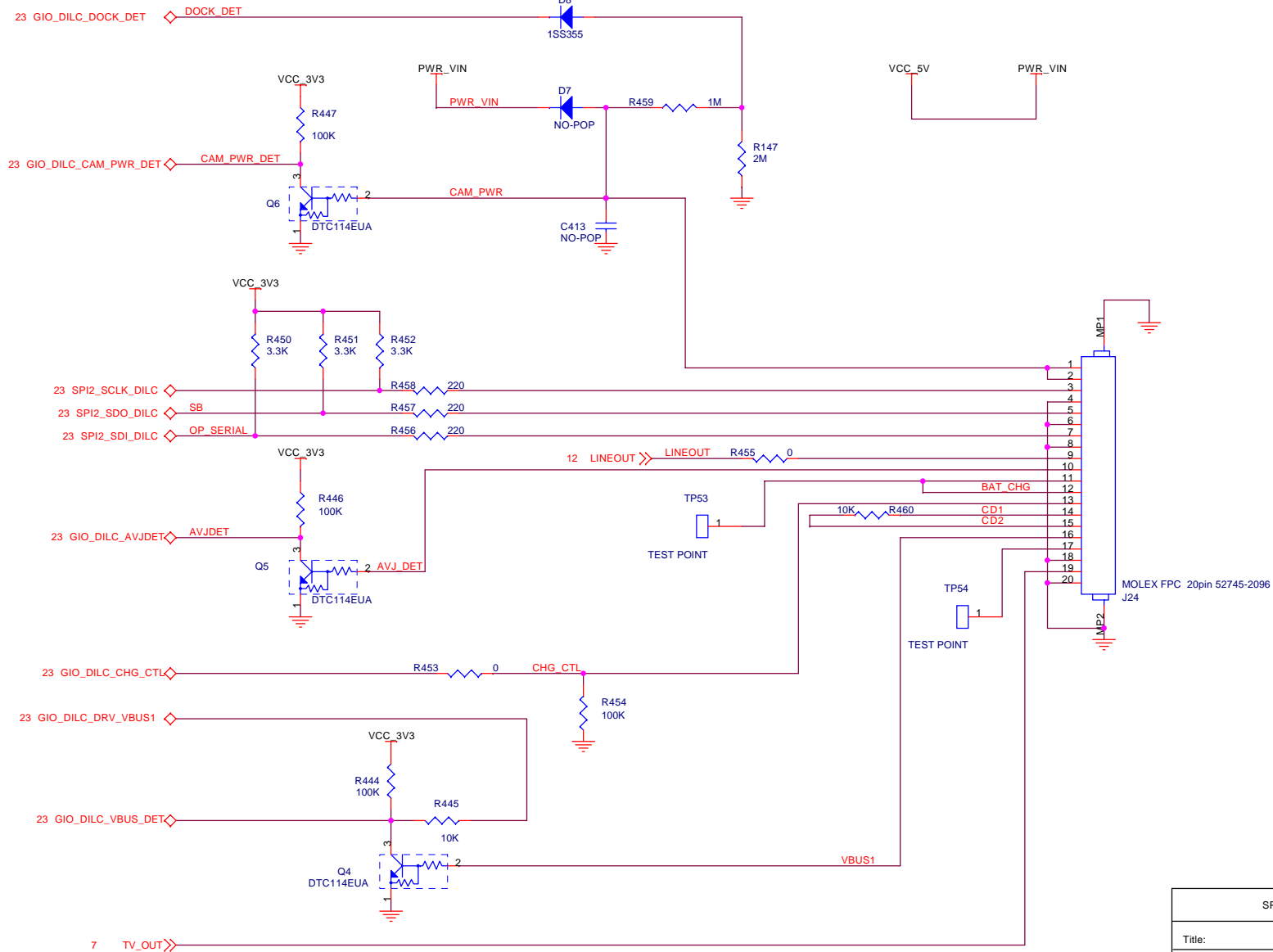
| | | | |
|--------------------------------|--------|-------------|----------------|
| SPECTRUM DIGITAL INCORPORATED | | | |
| Title: DM365 Evaluation Module | | | |
| Page Contents: McBSP Muxes | | | |
| Size: B | DWG NO | 510842-0001 | Revision: A |
| Date: Friday, October 03, 2008 | | | Sheet 38 of 50 |



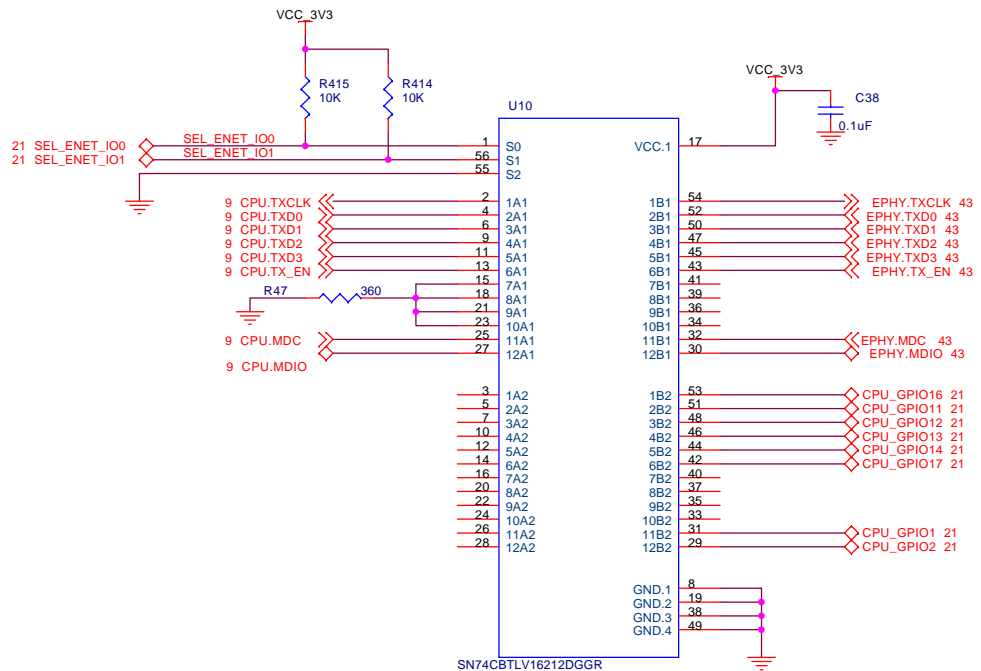
| | | | |
|--------------------------------|--------|-------------------------|-------------|
| SPECTRUM DIGITAL INCORPORATED | | | |
| Title: | | DM365 Evaluation Module | |
| Page Contents: | | AIC3101 AUDIO INTERFACE | |
| Size: B | DWG NO | 510842-0001 | Revision: A |
| Date: Friday, October 03, 2008 | | Sheet 39 of 50 | |



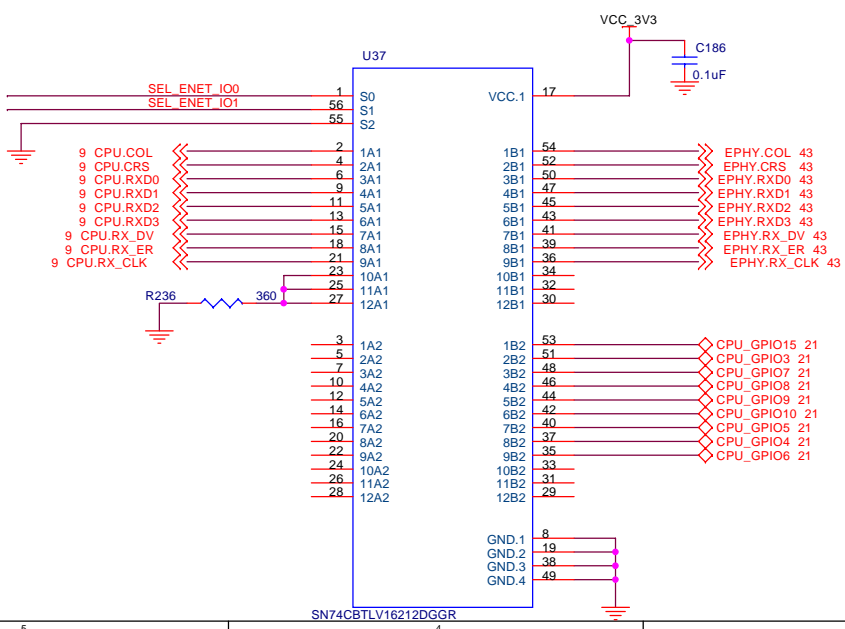
| | | | |
|--|--------|-------------|----------------|
| SPECTRUM DIGITAL INCORPORATED | | | |
| Title: DM365 Evaluation Module | | | |
| Page Contents: VIDEO OUTPUT DC J41/J42 | | | |
| Size: B | DWG NO | 510842-0001 | Revision: A |
| Date: Friday, October 03, 2008 | | | Sheet 40 of 50 |



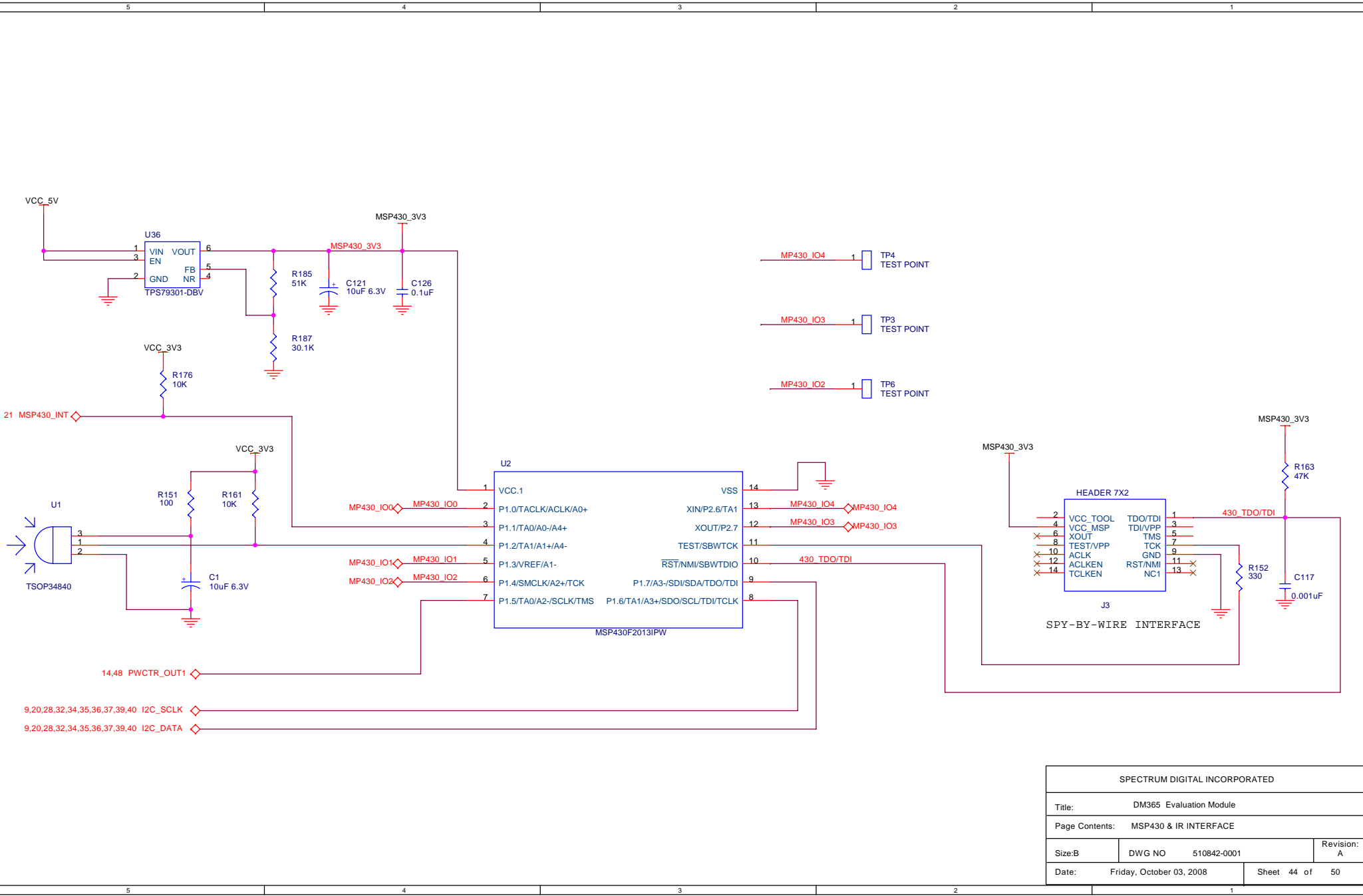
| | | | |
|--------------------------------|--------|-------------------------|-------------|
| SPECTRUM DIGITAL INCORPORATED | | | |
| Title: | | DM365 Evaluation Module | |
| Page Contents: | | DILC HOST CONNECTOR | |
| Size: B | DWG NO | 510842-0001 | Revision: A |
| Date: Friday, October 03, 2008 | | Sheet 41 of 50 | |



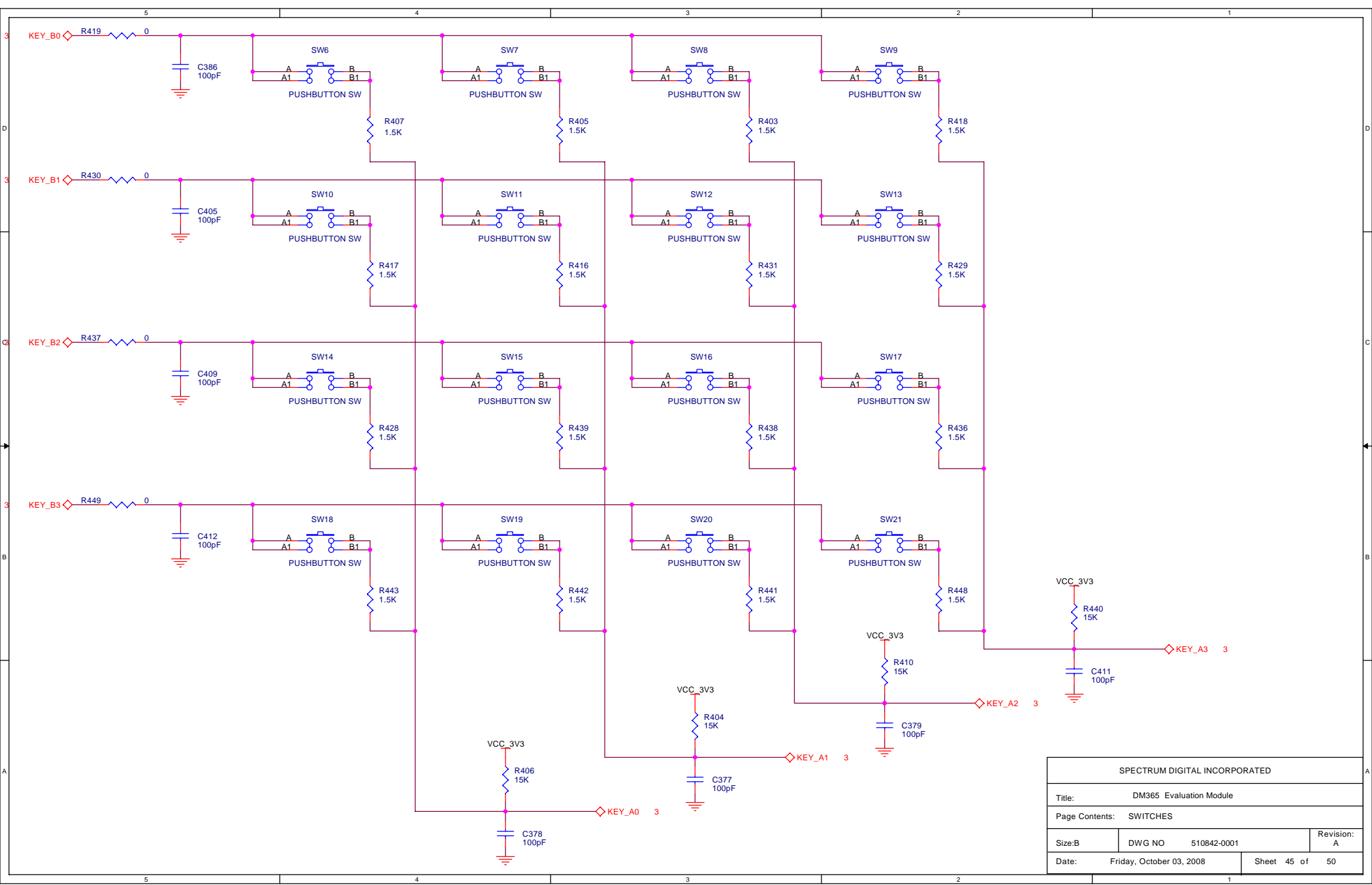
| S2 | S1 | S0 | A1 | A2 | FUNCTION |
|----|----|----|----|----|-------------------|
| 0 | 0 | 0 | Z | Z | DISCONNECT |
| 0 | 0 | 1 | B1 | Z | A1 TO B1 |
| 0 | 1 | 0 | B2 | Z | A1 TO B2 |
| 0 | 1 | 1 | Z | B1 | A2 TO B1 |
| 1 | 0 | 0 | Z | B2 | A2 TO B2 |
| 1 | 0 | 1 | Z | Z | DISCONNECT |
| 1 | 1 | 0 | B1 | B2 | A1 TO B1 A2 TO B2 |
| 1 | 1 | 1 | B2 | B1 | A1 TO B2 A2 TO B1 |



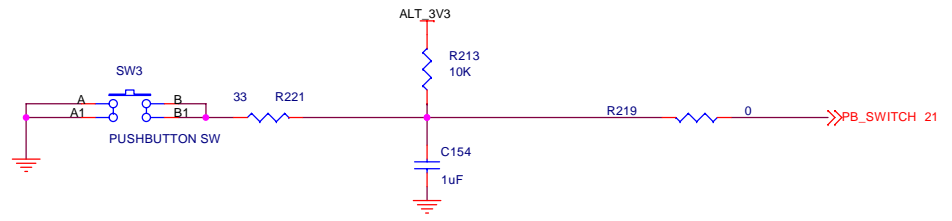
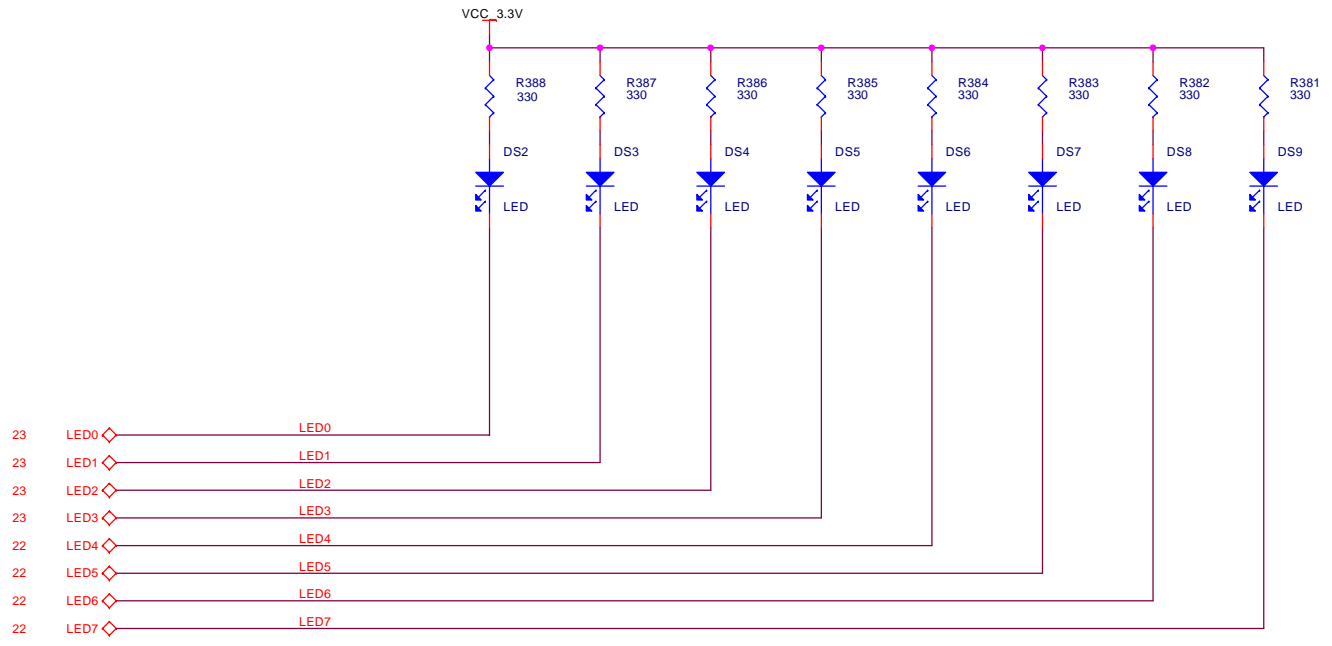
| | | | |
|--------------------------------|--------------------------|-------------|-------------|
| SPECTRUM DIGITAL INCORPORATED | | | |
| Title: DM365 Evaluation Module | | | |
| Page Contents: ETHERNET MUXES | | | |
| Size: B | DWG NO | 510842-0001 | Revision: A |
| Date: | Friday, October 03, 2008 | Sheet 42 of | 50 |



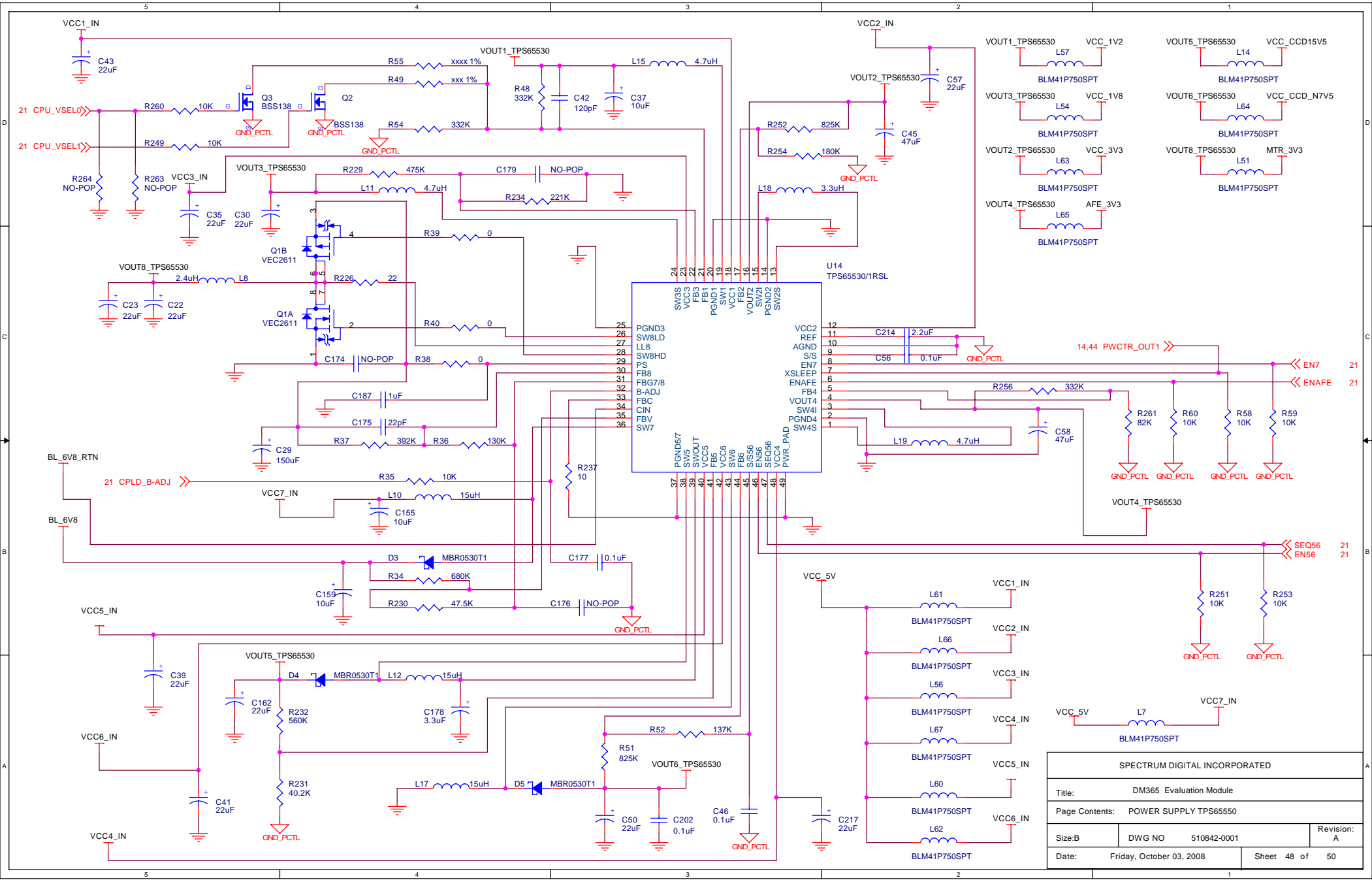
| | | | |
|-------------------------------|--------------------------|-------------------------|-------------|
| SPECTRUM DIGITAL INCORPORATED | | | |
| Title: | | DM365 Evaluation Module | |
| Page Contents: | | MSP430 & IR INTERFACE | |
| Size: B | DWG NO | 510842-0001 | Revision: A |
| Date: | Friday, October 03, 2008 | Sheet | 44 of 50 |



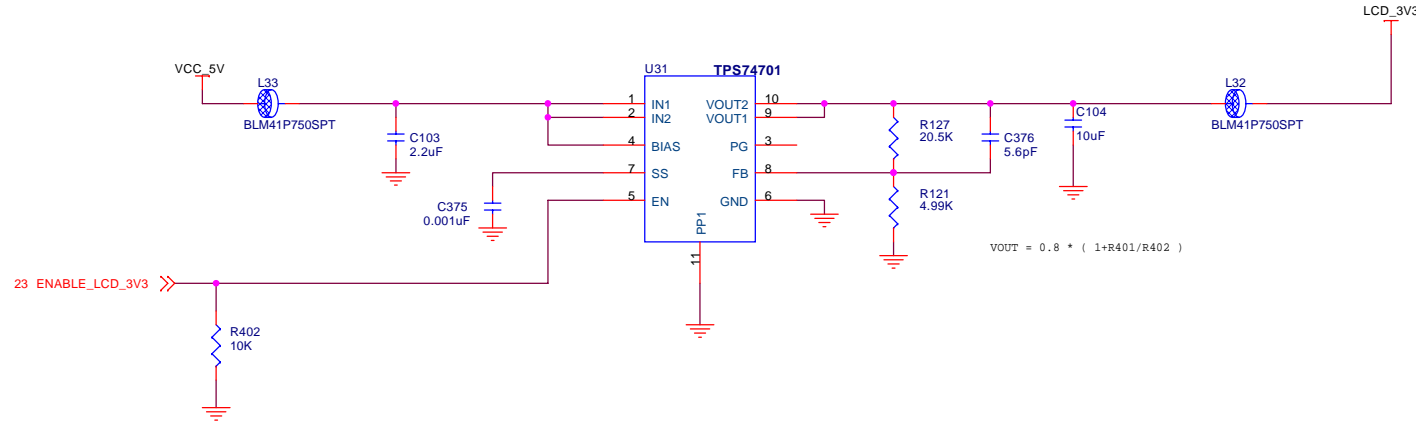
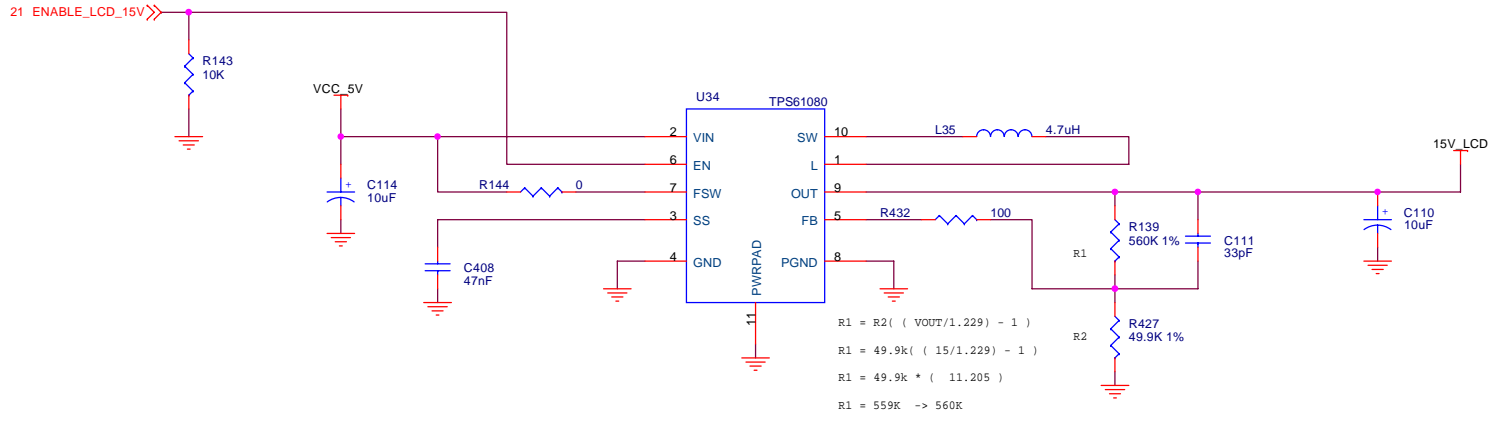
| | | | |
|--------------------------------|--------------------------|-------------|-------------|
| SPECTRUM DIGITAL INCORPORATED | | | |
| Title: DM365 Evaluation Module | | | |
| Page Contents: SWITCHES | | | |
| Size: B | DWG NO | 510842-0001 | Revision: A |
| Date: | Friday, October 03, 2008 | Sheet 45 of | 50 |



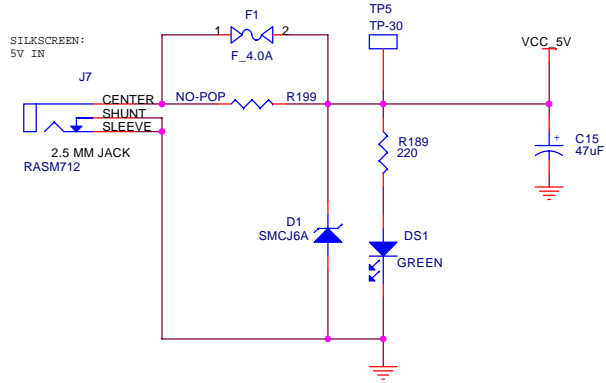
| | | |
|--------------------------------|---------------------|-------------|
| SPECTRUM DIGITAL INCORPORATED | | |
| Title: DM365 Evaluation Module | | |
| Page Contents: SWITCHES | | |
| Size: B | DWG NO: 510842-0001 | Revision: A |
| Date: Friday, October 03, 2008 | Sheet 46 of 50 | |



| | | | |
|--------------------------------------|--------------------------|-------------|-------------|
| SPECTRUM DIGITAL INCORPORATED | | | |
| Title: DM365 Evaluation Module | | | |
| Page Contents: POWER SUPPLY TPS65530 | | | |
| Size: B | DWG NO | 510842-0001 | Revision: A |
| Date: | Friday, October 03, 2008 | Sheet 48 of | 50 |



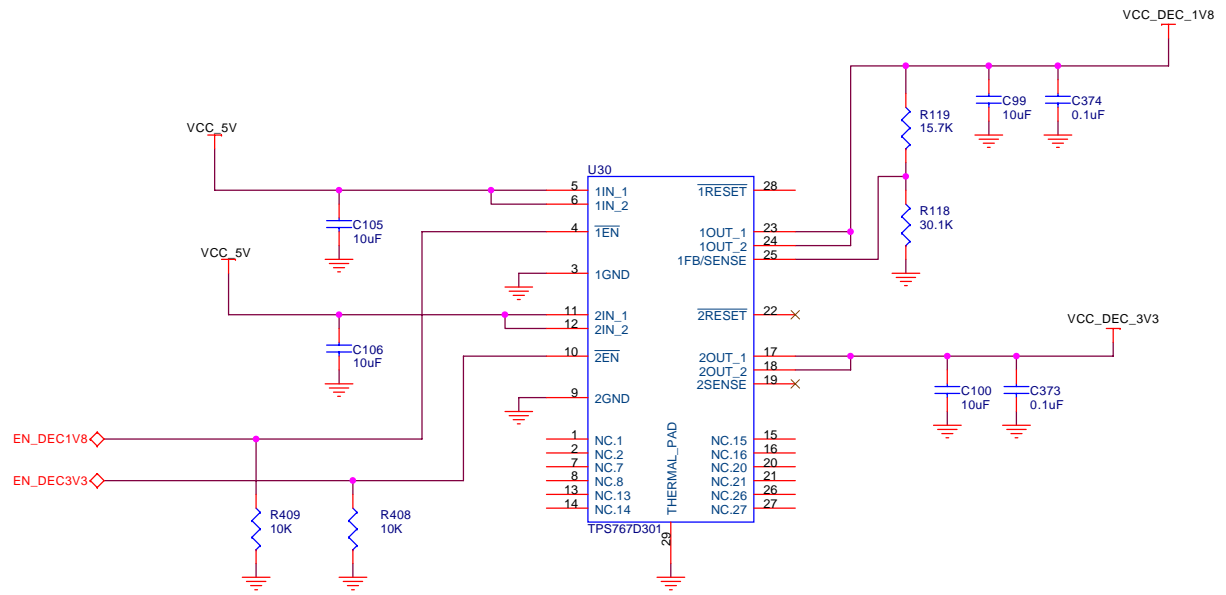

| | | | |
|--------------------------------|--------------------------|-------------|----------------|
| SPECTRUM DIGITAL INCORPORATED | | | |
| Title: DM365 Evaluation Module | | | |
| Page Contents: POWER SUPPLY | | | |
| Size: B | DWG NO | 510842-0001 | Revision: A |
| Date: | Friday, October 03, 2008 | | Sheet 49 of 50 |



$$R119 = (V_{OUT}/V_{REF}-1) \times R118$$

$$R119 = (1.8/1.1834 - 1) \times R118$$

$$R119 = 0.52 \times R118$$



| | | | |
|-------------------------------|--------------------------|-------------------------|-------------|
| SPECTRUM DIGITAL INCORPORATED | | | |
| Title: | | DM365 Evaluation Module | |
| Page Contents: | | POWER INPUT | |
| Size: B | DWG NO | 510842-0001 | Revision: A |
| Date: | Friday, October 03, 2008 | Sheet | 50 of 50 |