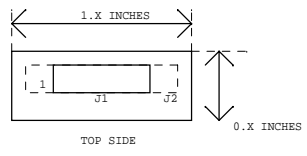


REV	DESCRIPTION	DATE	APPROVED
A	Initial schematic ready for layout.	10/31/07	RRP

SCHEMATIC CONTENTS

- 01. TITLE PAGE
- 02. 20 PIN CTI TO TI 14 PIN

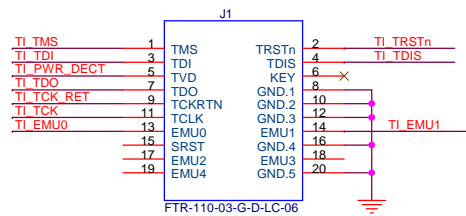


REVISION STATUS OF SHEETS

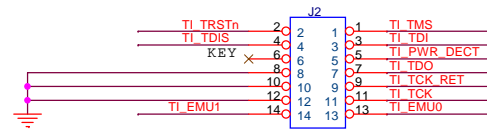
REV	DATE	BY	DESCRIPTION	DATE	BY	DESCRIPTION
SH					DWN	R.R.P. 10/31/2007
REV					CHK	T.W.K. 10/31/2007
SH					ENGR	R.R.P. 10/31/2007
REV					ENGR-MGR	R.R.P. 10/31/2007
SH					QA	C.M.D. 10/31/2007
REV	A	A			MFG	R.R.P. 10/31/2007
SH	1	2			RLSE	R.R.P. 10/31/2007

NEXT ASSY USED ON APPLICATION

SPECTRUM DIGITAL INCORPORATED			
Title: ADAPTER 20 PIN CTI (INPUT) TO 14 PIN TI (OUTPUT)			
Page Contents:		Title Block	
Size: B	DWG NO	510402-0001	Revision: A
Date: Thursday, November 08, 2007			Sheet 1 of 2



20 PIN CTI INTERFACE (INPUT)



SSW-107-22-G-D-VS
14 PIN TI JTAG INTERFACE (OUTPUT)

KEY, POLARIZING, CONN, RECEPTACLE
101906-0001R

SPECTRUM DIGITAL INCORPORATED			
Title: ADAPTER 20 PIN CTI (INPUT) TO 14 PIN TI (OUTPUT)			
Page Contents: CONNECTORS			
Size: B	DWG NO	510402-0001	Revision: A
Date: Thursday, November 08, 2007			Sheet 2 of 2