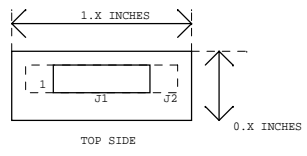


REV	DESCRIPTION	DATE	APPROVED
A	Initial schematic ready for layout.	10/31/07	RRP

SCHEMATIC CONTENTS

- 01. TITLE PAGE
- 02. TI 14 PIN to 20 PIN CTI

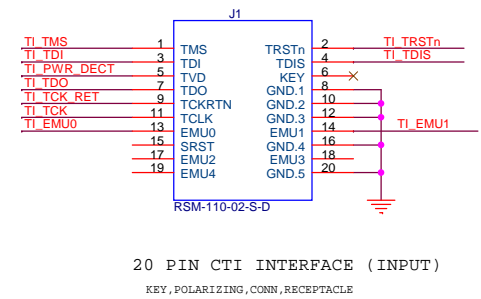
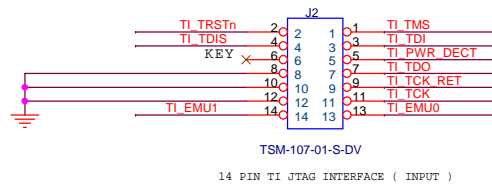


REVISION STATUS OF SHEETS

REV	DATE	BY	DESCRIPTION	DATE	BY	DESCRIPTION
SH					DWN	R.R.P. 10/31/2007
REV					CHK	T.W.K. 10/31/2007
SH					ENGR	R.R.P. 10/31/2007
REV					ENGR-MGR	R.R.P. 10/31/2007
SH					QA	C.M.D. 10/31/2007
REV	A	A			MFG	R.R.P. 10/31/2007
SH	1	2			RLSE	R.R.P. 10/31/2007

NEXT ASSY USED ON APPLICATION

SPECTRUM DIGITAL INCORPORATED			
Title: ADAPTER 14 PIN TI (INPUT) TO 20 PIN CTI (OUTPUT)			
Page Contents:		Title Block	
Size: B	DWG NO	513772-0001	Revision: A
Date: Friday, May 07, 2010			Sheet 1 of 2



SPECTRUM DIGITAL INCORPORATED			
Title: ADAPTER 14 PIN TI (INPUT) TO 20 PIN CTI (OUTPUT)			
Page Contents: CONNECTORS			
Size: B	DWG NO	513772-0001	Revision: A
Date: Friday, May 07, 2010			Sheet 2 of 2