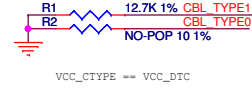


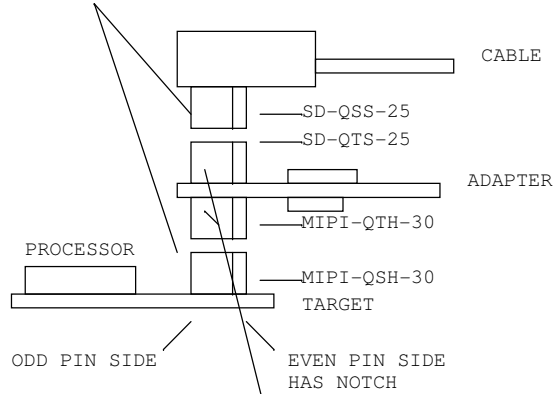
CABLE_TYPE1 = 1.40V, CABLE_TYPE0 = 0V FOR MIPI60

$$R_x = 10K / ((2.5/V_x) - 1)$$

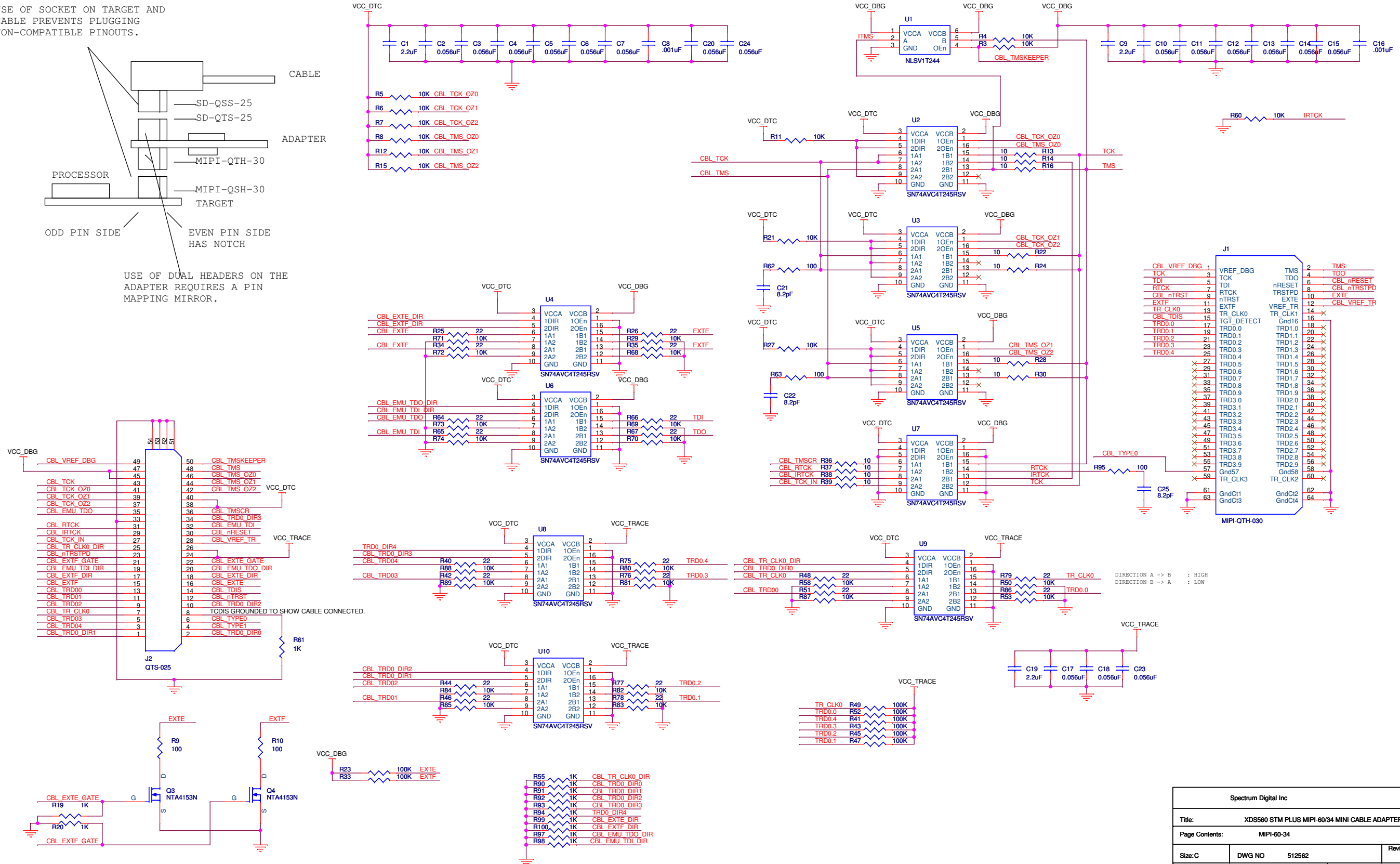


ORIENTATION BASED ON MIPI ALLIANCE RECOMMENDATIONS FOR TDC, VERSION 1.00.00.

USE OF SOCKET ON TARGET AND CABLE PREVENTS PLUGGING NON-COMPATIBLE PINOUTS.



USE OF DUAL HEADERS ON THE ADAPTER REQUIRES A PIN MAPPING MIRROR.



Spectrum Digital Inc			
Title: XDS560 STM PLUS MIPI-60/34 MINI CABLE ADAPTER			
Page Contents: MIPI-60-34			
Size: C	DWG NO	512562	Revision: A
Date: Monday, August 31, 2009	Sheet 1 of 1		